



























































Regulatory Indicators for Sustainable Energy (RISE)

2023



























Electricity Access

Indicator 1: ELECTRIFICATION GOVERNANCE AND PLANNING					
	Afghanistan	50.48		Albania	100
	Algeria	100		Angola	81.9
	Argentina	100		Armenia	100
	Australia	100		Austria	100
	Azerbaijan	100		Bahrain	100
	Bangladesh	83.81		Belarus	100
	Belgium	100		Benin	76.19
	Bolivia	100		Bosnia and Herzegovina	100
	Brazil	100		Bulgaria	100
	Burkina Faso	90.48		Burundi	30.48
	Cambodia	67.62		Cameroon	62.86
	Canada	100		Central African Republic	59.05
	Chad	67.62		Chile	100
	China	100		Colombia	100
	Congo, Dem. Rep.	14.29		Congo, Rep.	38.1
	Costa Rica	100		Croatia	100
	Czech Republic	100		Côte d'Ivoire	93.33
	Denmark	100		Dominican	100






















Regulatory Indicators for Sustainable Energy (RISE)

		Republic	
 Ecuador	100	 Egypt, Arab Rep.	100
 El Salvador	100	 Eritrea	68.57
 Ethiopia	95.24	 Finland	100
 France	100	 Georgia	100
 Germany	100	 Ghana	79.05
 Greece	100	 Guatemala	80.95
 Guinea	60	 Haiti	55.24
 Honduras	49.52	 Hungary	100
 India	92	India_Bihar	93.33
 Indonesia	81.9	 Iran, Islamic Rep.	100
 Ireland	100	 Israel	100
 Italy	100	 Jamaica	100
 Japan	100	 Jordan	100
 Kazakhstan	100	 Kenya	100
 Korea, Rep.	100	 Kosovo	100
 Kuwait	100	 Kyrgyz Republic	100
 Lao PDR	64.76	 Lebanon	100
 Liberia	90.48	 Madagascar	39.05
 Malawi	95.24	 Malaysia	100
 Maldives	100	 Mali	95.24
 Mauritania	43.81	 Mexico	100

















Regulatory Indicators for Sustainable Energy (RISE)

 Moldova	100	 Mongolia	9.52
 Montenegro	100	 Morocco	100
 Mozambique	56.19	 Myanmar	93.33
 Nepal	33.33	 Netherlands	100
 New Zealand	100	 Nicaragua	44.76
 Niger	81.9	 Nigeria	90.48
 North Macedonia	100	 Norway	100
 Oman	100	 Pakistan	88.57
 Panama	100	 Papua New Guinea	54.29
 Paraguay	100	 Peru	100
 Philippines	61.9	 Poland	100
 Portugal	100	 Qatar	100
 Romania	100	 Russian Federation	100
 Rwanda	88.57	 Saudi Arabia	100
 Senegal	88.57	 Serbia	100
 Sierra Leone	74.29	 Singapore	100
 Slovak Republic	100	 Solomon Islands	55.24
 Somalia	77.14	 South Africa	63.81
 South Sudan	23.81	 Spain	100
 Sri Lanka	100	 Sudan	60
 Sweden	100	 Switzerland	100
















Regulatory Indicators for Sustainable Energy (RISE)

 Tajikistan	100	 Tanzania	100
 Thailand	100	 Togo	72.38
 Tunisia	100	 Turkey	100
 Turkmenistan	100	 Uganda	100
 Ukraine	100	 United Arab Emirates	100
 United Kingdom	100	 United States	100
 Uruguay	100	 Uzbekistan	100
 Vanuatu	66.67	 Venezuela, RB	100
 Vietnam	100	 West Bank and Gaza	0
 Yemen, Rep.	28.57	 Zambia	75.24
 Zimbabwe	4.76		







Indicator 2: GRID ELECTRIFICATION FRAMEWORK

 Afghanistan	33.33	 Albania	100
 Algeria	100	 Angola	66.67
 Argentina	100	 Armenia	100
 Australia	100	 Austria	100
 Azerbaijan	100	 Bahrain	100
 Bangladesh	50	 Belarus	100
 Belgium	100	 Benin	33.33
 Bolivia	100	 Bosnia and Herzegovina	100









































Regulatory Indicators for Sustainable Energy (RISE)

 Brazil	100	 Bulgaria	100
 Burkina Faso	83.33	 Burundi	33.33
 Cambodia	83.33	 Cameroon	50
 Canada	100	 Central African Republic	16.67
 Chad	66.67	 Chile	100
 China	100	 Colombia	100
 Congo, Dem. Rep.	16.67	 Congo, Rep.	33.33
 Costa Rica	100	 Croatia	100
 Czech Republic	100	 Côte d'Ivoire	100
 Denmark	100	 Dominican Republic	100
 Ecuador	100	 Egypt, Arab Rep.	100
 El Salvador	100	 Eritrea	16.67
 Ethiopia	50	 Finland	100
 France	100	 Georgia	100
 Germany	100	 Ghana	66.67
 Greece	100	 Guatemala	50
 Guinea	16.67	 Haiti	33.33
 Honduras	66.67	 Hungary	100
 India	90	India_Bihar	100
 Indonesia	83.33	 Iran, Islamic Rep.	100




Regulatory Indicators for Sustainable Energy (RISE)

 Ireland	100	 Israel	100
 Italy	100	 Jamaica	100
 Japan	100	 Jordan	100
 Kazakhstan	100	 Kenya	100
 Korea, Rep.	100	 Kosovo	100
 Kuwait	100	 Kyrgyz Republic	100
 Lao PDR	50	 Lebanon	100
 Liberia	16.67	 Madagascar	66.67
 Malawi	100	 Malaysia	100
 Maldives	100	 Mali	50
 Mauritania	50	 Mexico	100
 Moldova	100	 Mongolia	50
 Montenegro	100	 Morocco	100
 Mozambique	16.67	 Myanmar	33.33
 Nepal	66.67	 Netherlands	100
 New Zealand	100	 Nicaragua	66.67
 Niger	33.33	 Nigeria	83.33
 North Macedonia	100	 Norway	100
 Oman	100	 Pakistan	66.67
 Panama	100	 Papua New Guinea	66.67
 Paraguay	100	 Peru	100








Regulatory Indicators for Sustainable Energy (RISE)

 Philippines	66.67	 Poland	100
 Portugal	100	 Qatar	100
 Romania	100	 Russian Federation	100
 Rwanda	83.33	 Saudi Arabia	100
 Senegal	50	 Serbia	100
 Sierra Leone	33.33	 Singapore	100
 Slovak Republic	100	 Solomon Islands	33.33
 Somalia	0	 South Africa	50
 South Sudan	16.67	 Spain	100
 Sri Lanka	100	 Sudan	83.33
 Sweden	100	 Switzerland	100
 Tajikistan	100	 Tanzania	100
 Thailand	100	 Togo	83.33
 Tunisia	100	 Turkey	100
 Turkmenistan	100	 Uganda	100
 Ukraine	100	 United Arab Emirates	100
 United Kingdom	100	 United States	100
 Uruguay	100	 Uzbekistan	100
 Vanuatu	33.33	 Venezuela, RB	100
 Vietnam	100	 West Bank and Gaza	0

Regulatory Indicators for Sustainable Energy (RISE)

 Yemen, Rep.	0	 Zambia	100
 Zimbabwe	66.67		



























Indicator 3: MINIGRIDS FRAMEWORK

 Afghanistan	45.5	 Albania	100
 Algeria	100	 Angola	87.83
 Argentina	100	 Armenia	100
 Australia	100	 Austria	100
 Azerbaijan	100	 Bahrain	100
 Bangladesh	67.2	 Belarus	100
 Belgium	100	 Benin	61.38
 Bolivia	100	 Bosnia and Herzegovina	100
 Brazil	100	 Bulgaria	100
 Burkina Faso	70.9	 Burundi	41.27
 Cambodia	59.26	 Cameroon	57.67
 Canada	100	 Central African Republic	21.69
 Chad	53.97	 Chile	100
 China	100	 Colombia	100
 Congo, Dem. Rep.	86.77	 Congo, Rep.	25.4
 Costa Rica	100	 Croatia	100
 Czech Republic	100	 Côte d'Ivoire	73.54
























Regulatory Indicators for Sustainable Energy (RISE)

 Denmark	100	 Dominican Republic	100
 Ecuador	100	 Egypt, Arab Rep.	100
 El Salvador	100	 Eritrea	26.46
 Ethiopia	77.25	 Finland	100
 France	100	 Georgia	100
 Germany	100	 Ghana	60.32
 Greece	100	 Guatemala	51.85
 Guinea	26.46	 Haiti	67.72
 Honduras	24.34	 Hungary	100
 India	30.05	India_Bihar	26.46
 Indonesia	63.49	 Iran, Islamic Rep.	100
 Ireland	100	 Israel	100
 Italy	100	 Jamaica	100
 Japan	100	 Jordan	100
 Kazakhstan	100	 Kenya	100
 Korea, Rep.	100	 Kosovo	100
 Kuwait	100	 Kyrgyz Republic	100
 Lao PDR	20.63	 Lebanon	100
 Liberia	58.2	 Madagascar	57.67
 Malawi	77.25	 Malaysia	100
 Maldives	100	 Mali	57.67











Regulatory Indicators for Sustainable Energy (RISE)

 Mauritania	31.22	 Mexico	100
 Moldova	100	 Mongolia	47.09
 Montenegro	100	 Morocco	100
 Mozambique	64.02	 Myanmar	58.73
 Nepal	64.02	 Netherlands	100
 New Zealand	100	 Nicaragua	31.22
 Niger	65.08	 Nigeria	95.24
 North Macedonia	100	 Norway	100
 Oman	100	 Pakistan	19.58
 Panama	100	 Papua New Guinea	25.4
 Paraguay	100	 Peru	100
 Philippines	73.54	 Poland	100
 Portugal	100	 Qatar	100
 Romania	100	 Russian Federation	100
 Rwanda	86.77	 Saudi Arabia	100
 Senegal	90.48	 Serbia	100
 Sierra Leone	68.78	 Singapore	100
 Slovak Republic	100	 Solomon Islands	31.22
 Somalia	43.39	 South Africa	26.98
 South Sudan	4.76	 Spain	100
 Sri Lanka	100	 Sudan	61.38





































Regulatory Indicators for Sustainable Energy (RISE)

 Sweden	100	 Switzerland	100
 Tajikistan	100	 Tanzania	86.77
 Thailand	100	 Togo	63.49
 Tunisia	100	 Turkey	100
 Turkmenistan	100	 Uganda	86.77
 Ukraine	100	 United Arab Emirates	100
 United Kingdom	100	 United States	100
 Uruguay	100	 Uzbekistan	100
 Vanuatu	29.1	 Venezuela, RB	100
 Vietnam	100	 West Bank and Gaza	0
 Yemen, Rep.	13.23	 Zambia	83.07
 Zimbabwe	25.4		







Indicator 4: OFF-GRID SYSTEMS FRAMEWORK

 Afghanistan	61.11	 Albania	100
 Algeria	100	 Angola	55.56
 Argentina	100	 Armenia	100
 Australia	100	 Austria	100
 Azerbaijan	100	 Bahrain	100
 Bangladesh	100	 Belarus	100
 Belgium	100	 Benin	66.67



Regulatory Indicators for Sustainable Energy (RISE)

 Bolivia	100	 Bosnia and Herzegovina	100
 Brazil	100	 Bulgaria	100
 Burkina Faso	55.56	 Burundi	50
 Cambodia	88.89	 Cameroon	50
 Canada	100	 Central African Republic	33.33
 Chad	66.67	 Chile	100
 China	100	 Colombia	100
 Congo, Dem. Rep.	77.78	 Congo, Rep.	5.56
 Costa Rica	100	 Croatia	100
 Czech Republic	100	 Côte d'Ivoire	33.33
 Denmark	100	 Dominican Republic	100
 Ecuador	100	 Egypt, Arab Rep.	100
 El Salvador	100	 Eritrea	0
 Ethiopia	77.78	 Finland	100
 France	100	 Georgia	100
 Germany	100	 Ghana	77.78
 Greece	100	 Guatemala	61.11
 Guinea	16.67	 Haiti	100
 Honduras	5.56	 Hungary	100








Regulatory Indicators for Sustainable Energy (RISE)

 India	60	India_Bihar	55.56
 Indonesia	55.56	 Iran, Islamic Rep.	100
 Ireland	100	 Israel	100
 Italy	100	 Jamaica	100
 Japan	100	 Jordan	100
 Kazakhstan	100	 Kenya	100
 Korea, Rep.	100	 Kosovo	100
 Kuwait	100	 Kyrgyz Republic	100
 Lao PDR	11.11	 Lebanon	100
 Liberia	55.56	 Madagascar	55.56
 Malawi	72.22	 Malaysia	100
 Maldives	100	 Mali	66.67
 Mauritania	33.33	 Mexico	100
 Moldova	100	 Mongolia	11.11
 Montenegro	100	 Morocco	100
 Mozambique	100	 Myanmar	88.89
 Nepal	66.67	 Netherlands	100
 New Zealand	100	 Nicaragua	50
 Niger	55.56	 Nigeria	100
 North Macedonia	100	 Norway	100
 Oman	100	 Pakistan	72.22









Regulatory Indicators for Sustainable Energy (RISE)

 Panama	100	 Papua New Guinea	55.56
 Paraguay	100	 Peru	100
 Philippines	100	 Poland	100
 Portugal	100	 Qatar	100
 Romania	100	 Russian Federation	100
 Rwanda	94.44	 Saudi Arabia	100
 Senegal	94.44	 Serbia	100
 Sierra Leone	50	 Singapore	100
 Slovak Republic	100	 Solomon Islands	22.22
 Somalia	22.22	 South Africa	61.11
 South Sudan	33.33	 Spain	100
 Sri Lanka	100	 Sudan	55.56
 Sweden	100	 Switzerland	100
 Tajikistan	100	 Tanzania	72.22
 Thailand	100	 Togo	100
 Tunisia	100	 Turkey	100
 Turkmenistan	100	 Uganda	66.67
 Ukraine	100	 United Arab Emirates	100
 United Kingdom	100	 United States	100
 Uruguay	100	 Uzbekistan	100

Regulatory Indicators for Sustainable Energy (RISE)

 Vanuatu	55.56	 Venezuela, RB	100
 Vietnam	100	 West Bank and Gaza	0
 Yemen, Rep.	5.56	 Zambia	66.67
 Zimbabwe	50		

Indicator 5: CONSUMER AFFORDABILITY OF ELECTRICITY

 Afghanistan	82.39	 Albania	100
 Algeria	100	 Angola	100
 Argentina	100	 Armenia	100
 Australia	100	 Austria	100
 Azerbaijan	100	 Bahrain	100
 Bangladesh	83.24	 Belarus	100
 Belgium	100	 Benin	89.93
 Bolivia	100	 Bosnia and Herzegovina	100
 Brazil	100	 Bulgaria	100
 Burkina Faso	99.67	 Burundi	31.33
 Cambodia	82.97	 Cameroon	83.04
 Canada	100	 Central African Republic	46.06
 Chad	50.77	 Chile	100
 China	100	 Colombia	100
 Congo, Dem. Rep.	83.33	 Congo, Rep.	31.67






























Regulatory Indicators for Sustainable Energy (RISE)

 Costa Rica	100	 Croatia	100
 Czech Republic	100	 Côte d'Ivoire	83.33
 Denmark	100	 Dominican Republic	100
 Ecuador	100	 Egypt, Arab Rep.	100
 El Salvador	100	 Eritrea	65.13
 Ethiopia	60.67	 Finland	100
 France	100	 Georgia	100
 Germany	100	 Ghana	95.74
 Greece	100	 Guatemala	82.33
 Guinea	66.67	 Haiti	82.33
 Honduras	82.33	 Hungary	100
 India	79.92	India_Bihar	100
 Indonesia	83.33	 Iran, Islamic Rep.	100
 Ireland	100	 Israel	100
 Italy	100	 Jamaica	100
 Japan	100	 Jordan	100
 Kazakhstan	100	 Kenya	46.17
 Korea, Rep.	100	 Kosovo	100
 Kuwait	100	 Kyrgyz Republic	100
 Lao PDR	66.67	 Lebanon	100









Regulatory Indicators for Sustainable Energy (RISE)

 Liberia	83.31	 Madagascar	99.67
 Malawi	59.09	 Malaysia	100
 Maldives	100	 Mali	82.4
 Mauritania	65.67	 Mexico	100
 Moldova	100	 Mongolia	100
 Montenegro	100	 Morocco	100
 Mozambique	98.27	 Myanmar	83.33
 Nepal	83.33	 Netherlands	100
 New Zealand	100	 Nicaragua	82.33
 Niger	65.09	 Nigeria	83.32
 North Macedonia	100	 Norway	100
 Oman	100	 Pakistan	99.27
 Panama	100	 Papua New Guinea	59.91
 Paraguay	100	 Peru	100
 Philippines	100	 Poland	100
 Portugal	100	 Qatar	100
 Romania	100	 Russian Federation	100
 Rwanda	29.1	 Saudi Arabia	100
 Senegal	66.67	 Serbia	100
 Sierra Leone	16.67	 Singapore	100
 Slovak Republic	100	 Solomon Islands	10.18







Regulatory Indicators for Sustainable Energy (RISE)

 Somalia	66.67	 South Africa	56.28
 South Sudan	64.01	 Spain	100
 Sri Lanka	100	 Sudan	83.3
 Sweden	100	 Switzerland	100
 Tajikistan	100	 Tanzania	95.33
 Thailand	100	 Togo	79.6
 Tunisia	100	 Turkey	100
 Turkmenistan	100	 Uganda	69.33
 Ukraine	100	 United Arab Emirates	100
 United Kingdom	100	 United States	100
 Uruguay	100	 Uzbekistan	100
 Vanuatu	68.6	 Venezuela, RB	100
 Vietnam	100	 West Bank and Gaza	0
 Yemen, Rep.	0	 Zambia	70.67
 Zimbabwe	83.31		

Overall Score

 Afghanistan	54.56	 Albania	100
 Algeria	100	 Angola	78.39
 Argentina	100	 Armenia	100
 Australia	100	 Austria	100





































Regulatory Indicators for Sustainable Energy (RISE)

 Azerbaijan	100	 Bahrain	100
 Bangladesh	76.85	 Belarus	100
 Belgium	100	 Benin	65.5
 Bolivia	100	 Bosnia and Herzegovina	100
 Brazil	100	 Bulgaria	100
 Burkina Faso	79.99	 Burundi	37.28
 Cambodia	76.41	 Cameroon	60.71
 Canada	100	 Central African Republic	35.36
 Chad	61.14	 Chile	100
 China	100	 Colombia	100
 Congo, Dem. Rep.	55.77	 Congo, Rep.	26.81
 Costa Rica	100	 Croatia	100
 Czech Republic	100	 Côte d'Ivoire	76.71
 Denmark	100	 Dominican Republic	100
 Ecuador	100	 Egypt, Arab Rep.	100
 El Salvador	100	 Eritrea	35.37
 Ethiopia	72.19	 Finland	100
 France	100	 Georgia	100
 Germany	100	 Ghana	75.91












Regulatory Indicators for Sustainable Energy (RISE)

 Greece	100	 Guatemala	65.25
 Guinea	37.29	 Haiti	67.73
 Honduras	45.68	 Hungary	100
 India	70.39	India_Bihar	75.07
 Indonesia	73.52	 Iran, Islamic Rep.	100
 Ireland	100	 Israel	100
 Italy	100	 Jamaica	100
 Japan	100	 Jordan	100
 Kazakhstan	100	 Kenya	89.23
 Korea, Rep.	100	 Kosovo	100
 Kuwait	100	 Kyrgyz Republic	100
 Lao PDR	42.63	 Lebanon	100
 Liberia	60.84	 Madagascar	63.72
 Malawi	80.76	 Malaysia	100
 Maldives	100	 Mali	70.39
 Mauritania	44.81	 Mexico	100
 Moldova	100	 Mongolia	43.54
 Montenegro	100	 Morocco	100
 Mozambique	67.03	 Myanmar	71.52
 Nepal	62.8	 Netherlands	100
 New Zealand	100	 Nicaragua	55
 Niger	60.19	 Nigeria	90.47

Regulatory Indicators for Sustainable Energy (RISE)

























 North Macedonia	100	 Norway	100
 Oman	100	 Pakistan	69.26
 Panama	100	 Papua New Guinea	52.36
 Paraguay	100	 Peru	100
 Philippines	80.42	 Poland	100
 Portugal	100	 Qatar	100
 Romania	100	 Russian Federation	100
 Rwanda	76.44	 Saudi Arabia	100
 Senegal	78.03	 Serbia	100
 Sierra Leone	48.61	 Singapore	100
 Slovak Republic	100	 Solomon Islands	30.44
 Somalia	41.88	 South Africa	51.64
 South Sudan	28.52	 Spain	100
 Sri Lanka	100	 Sudan	68.71
 Sweden	100	 Switzerland	100
 Tajikistan	100	 Tanzania	90.87
 Thailand	100	 Togo	79.76
 Tunisia	100	 Turkey	100
 Turkmenistan	100	 Uganda	84.55
 Ukraine	100	 United Arab Emirates	100

Regulatory Indicators for Sustainable Energy (RISE)









































 United Kingdom	100	 United States	100
 Uruguay	100	 Uzbekistan	100
 Vanuatu	50.65	 Venezuela, RB	100
 Vietnam	100	 West Bank and Gaza	0
 Yemen, Rep.	9.47	 Zambia	79.13
 Zimbabwe	46.03		

Clean Cooking











































Indicator 1: CLEAN COOKING NATIONAL PLANNING

 Afghanistan	0	 Albania	0
 Algeria	0	 Angola	66.67
 Argentina	0	 Armenia	0
 Australia	0	 Austria	0
 Azerbaijan	0	 Bahrain	0
 Bangladesh	73.33	 Belarus	0
 Belgium	0	 Benin	62.22
 Bolivia	0	 Bosnia and Herzegovina	0
 Brazil	0	 Bulgaria	0
 Burkina Faso	51.11	 Burundi	44.44
 Cambodia	20	 Cameroon	73.33
 Canada	0	 Central African Republic	44.44



































Regulatory Indicators for Sustainable Energy (RISE)

 Chad	46.67	 Chile	0
 China	60	 Colombia	0
 Congo, Dem. Rep.	62.22	 Congo, Rep.	13.33
 Costa Rica	0	 Croatia	0
 Czech Republic	0	 Côte d'Ivoire	46.67
 Denmark	0	 Dominican Republic	0
 Ecuador	0	 Egypt, Arab Rep.	0
 El Salvador	0	 Eritrea	46.67
 Ethiopia	93.33	 Finland	0
 France	0	 Georgia	0
 Germany	0	 Ghana	100
 Greece	0	 Guatemala	42.22
 Guinea	0	 Haiti	55.56
 Honduras	40	 Hungary	0
 India	86.67	 Indonesia	68.89
 Iran, Islamic Rep.	0	 Ireland	0
 Israel	0	 Italy	0
 Jamaica	0	 Japan	0
 Jordan	0	 Kazakhstan	0
 Kenya	82.22	 Korea, Rep.	0





Regulatory Indicators for Sustainable Energy (RISE)

 Kosovo	0	 Kuwait	0
 Kyrgyz Republic	0	 Lao PDR	80
 Lebanon	0	 Liberia	73.33
 Madagascar	6.67	 Malawi	100
 Malaysia	0	 Maldives	31.11
 Mali	66.67	 Mauritania	24.44
 Mexico	0	 Moldova	0
 Mongolia	46.67	 Montenegro	0
 Morocco	0	 Mozambique	51.11
 Myanmar	31.11	 Nepal	93.33
 Netherlands	0	 New Zealand	0
 Nicaragua	44.44	 Niger	73.33
 Nigeria	68.89	 North Macedonia	0
 Norway	0	 Oman	0
 Pakistan	44.44	 Panama	0
 Papua New Guinea	0	 Paraguay	0
 Peru	0	 Philippines	31.11
 Poland	0	 Portugal	0
 Qatar	0	 Romania	0
 Russian Federation	0	 Rwanda	73.33
 Saudi Arabia	0	 Senegal	68.89







































Regulatory Indicators for Sustainable Energy (RISE)

 Serbia	0	 Sierra Leone	17.78
 Singapore	0	 Slovak Republic	0
 Solomon Islands	6.67	 Somalia	37.78
 South Africa	53.33	 South Sudan	26.67
 Spain	0	 Sri Lanka	13.33
 Sudan	31.11	 Sweden	0
 Switzerland	0	 Tajikistan	0
 Tanzania	73.33	 Thailand	0
 Togo	44.44	 Tunisia	0
 Turkey	0	 Turkmenistan	0
 Uganda	73.33	 Ukraine	0
 United Arab Emirates	0	 United Kingdom	0
 United States	0	 Uruguay	0
 Uzbekistan	0	 Vanuatu	46.67
 Venezuela, RB	0	 Vietnam	0
 West Bank and Gaza	0	 Yemen, Rep.	6.67
 Zambia	80	 Zimbabwe	17.78













































Indicator 2: IMPLEMENTATION SCOPE

 Afghanistan	0	 Albania	0
 Algeria	0	 Angola	52.22









































Regulatory Indicators for Sustainable Energy (RISE)

 Argentina	0	 Armenia	0
 Australia	0	 Austria	0
 Azerbaijan	0	 Bahrain	0
 Bangladesh	67.78	 Belarus	0
 Belgium	0	 Benin	0
 Bolivia	0	 Bosnia and Herzegovina	0
 Brazil	0	 Bulgaria	0
 Burkina Faso	23.33	 Burundi	32.22
 Cambodia	0	 Cameroon	80
 Canada	0	 Central African Republic	22.22
 Chad	17.78	 Chile	0
 China	61.11	 Colombia	0
 Congo, Dem. Rep.	0	 Congo, Rep.	11.11
 Costa Rica	0	 Croatia	0
 Czech Republic	0	 Côte d'Ivoire	55.56
 Denmark	0	 Dominican Republic	0
 Ecuador	0	 Egypt, Arab Rep.	0
 El Salvador	0	 Eritrea	6.67
 Ethiopia	56.67	 Finland	0















Regulatory Indicators for Sustainable Energy (RISE)

 France	0	 Georgia	0
 Germany	0	 Ghana	73.33
 Greece	0	 Guatemala	31.11
 Guinea	0	 Haiti	44.44
 Honduras	0	 Hungary	0
 India	80	 Indonesia	68.89
 Iran, Islamic Rep.	0	 Ireland	0
 Israel	0	 Italy	0
 Jamaica	0	 Japan	0
 Jordan	0	 Kazakhstan	0
 Kenya	0	 Korea, Rep.	0
 Kosovo	0	 Kuwait	0
 Kyrgyz Republic	0	 Lao PDR	42.22
 Lebanon	0	 Liberia	35.56
 Madagascar	0	 Malawi	100
 Malaysia	0	 Maldives	5.56
 Mali	25.56	 Mauritania	26.67
 Mexico	0	 Moldova	0
 Mongolia	37.78	 Montenegro	0
 Morocco	0	 Mozambique	61.11
 Myanmar	44.44	 Nepal	73.33
 Netherlands	0	 New Zealand	0

Regulatory Indicators for Sustainable Energy (RISE)

 Nicaragua	11.11	 Niger	67.78
 Nigeria	35.56	 North Macedonia	0
 Norway	0	 Oman	0
 Pakistan	6.67	 Panama	0
 Papua New Guinea	0	 Paraguay	0
 Peru	0	 Philippines	44.44
 Poland	0	 Portugal	0
 Qatar	0	 Romania	0
 Russian Federation	0	 Rwanda	54.44
 Saudi Arabia	0	 Senegal	44.44
 Serbia	0	 Sierra Leone	44.44
 Singapore	0	 Slovak Republic	0
 Solomon Islands	5.56	 Somalia	20
 South Africa	0	 South Sudan	0
 Spain	0	 Sri Lanka	38.89
 Sudan	32.22	 Sweden	0
 Switzerland	0	 Tajikistan	0
 Tanzania	63.33	 Thailand	0
 Togo	5.56	 Tunisia	0
 Turkey	0	 Turkmenistan	0




































Regulatory Indicators for Sustainable Energy (RISE)

 Uganda	24.44	 Ukraine	0
 United Arab Emirates	0	 United Kingdom	0
 United States	0	 Uruguay	0
 Uzbekistan	0	 Vanuatu	5.56
 Venezuela, RB	0	 Vietnam	0
 West Bank and Gaza	0	 Yemen, Rep.	0
 Zambia	63.33	 Zimbabwe	11.11

Indicator 3: STANDARDS AND LABELING

 Afghanistan	33.33	 Albania	0
 Algeria	0	 Angola	0
 Argentina	0	 Armenia	0
 Australia	0	 Austria	0
 Azerbaijan	0	 Bahrain	0
 Bangladesh	30	 Belarus	0
 Belgium	0	 Benin	8.33
 Bolivia	0	 Bosnia and Herzegovina	0
 Brazil	0	 Bulgaria	0
 Burkina Faso	0	 Burundi	13.33
 Cambodia	0	 Cameroon	0
 Canada	0	 Central African Republic	0



































Regulatory Indicators for Sustainable Energy (RISE)

 Chad	33.33	 Chile	0
 China	36.67	 Colombia	0
 Congo, Dem. Rep.	0	 Congo, Rep.	0
 Costa Rica	0	 Croatia	0
 Czech Republic	0	 Côte d'Ivoire	0
 Denmark	0	 Dominican Republic	0
 Ecuador	0	 Egypt, Arab Rep.	0
 El Salvador	0	 Eritrea	0
 Ethiopia	48.33	 Finland	0
 France	0	 Georgia	0
 Germany	0	 Ghana	68.89
 Greece	0	 Guatemala	0
 Guinea	0	 Haiti	15
 Honduras	30	 Hungary	0
 India	70	 Indonesia	60
 Iran, Islamic Rep.	0	 Ireland	0
 Israel	0	 Italy	0
 Jamaica	0	 Japan	0
 Jordan	0	 Kazakhstan	0
 Kenya	51.67	 Korea, Rep.	0





Regulatory Indicators for Sustainable Energy (RISE)

 Kosovo	0	 Kuwait	0
 Kyrgyz Republic	0	 Lao PDR	80
 Lebanon	0	 Liberia	0
 Madagascar	6.67	 Malawi	33.33
 Malaysia	0	 Maldives	0
 Mali	33.33	 Mauritania	0
 Mexico	0	 Moldova	0
 Mongolia	24.44	 Montenegro	0
 Morocco	0	 Mozambique	11.11
 Myanmar	0	 Nepal	53.33
 Netherlands	0	 New Zealand	0
 Nicaragua	16.67	 Niger	13.89
 Nigeria	31.11	 North Macedonia	0
 Norway	0	 Oman	0
 Pakistan	0	 Panama	0
 Papua New Guinea	0	 Paraguay	0
 Peru	0	 Philippines	25.56
 Poland	0	 Portugal	0
 Qatar	0	 Romania	0
 Russian Federation	0	 Rwanda	40
 Saudi Arabia	0	 Senegal	72.22






































Regulatory Indicators for Sustainable Energy (RISE)

 Serbia	0	 Sierra Leone	0
 Singapore	0	 Slovak Republic	0
 Solomon Islands	0	 Somalia	0
 South Africa	0	 South Sudan	0
 Spain	0	 Sri Lanka	0
 Sudan	24.44	 Sweden	0
 Switzerland	0	 Tajikistan	0
 Tanzania	35.56	 Thailand	0
 Togo	17.78	 Tunisia	0
 Turkey	0	 Turkmenistan	0
 Uganda	53.33	 Ukraine	0
 United Arab Emirates	0	 United Kingdom	0
 United States	0	 Uruguay	0
 Uzbekistan	0	 Vanuatu	0
 Venezuela, RB	0	 Vietnam	0
 West Bank and Gaza	0	 Yemen, Rep.	0
 Zambia	0	 Zimbabwe	0













































Indicator 4: INCENTIVES AND ATTRIBUTES

 Afghanistan	0	 Albania	0
 Algeria	0	 Angola	0

Regulatory Indicators for Sustainable Energy (RISE)

 Argentina	0	 Armenia	0
 Australia	0	 Austria	0
 Azerbaijan	0	 Bahrain	0
 Bangladesh	25	 Belarus	0
 Belgium	0	 Benin	8.33
 Bolivia	0	 Bosnia and Herzegovina	0
 Brazil	0	 Bulgaria	0
 Burkina Faso	0	 Burundi	58.33
 Cambodia	16.67	 Cameroon	0
 Canada	0	 Central African Republic	0
 Chad	41.67	 Chile	0
 China	16.67	 Colombia	0
 Congo, Dem. Rep.	83.33	 Congo, Rep.	25
 Costa Rica	0	 Croatia	0
 Czech Republic	0	 Côte d'Ivoire	0
 Denmark	0	 Dominican Republic	0
 Ecuador	0	 Egypt, Arab Rep.	0
 El Salvador	0	 Eritrea	0
 Ethiopia	50	 Finland	0















Regulatory Indicators for Sustainable Energy (RISE)

 France	0	 Georgia	0
 Germany	0	 Ghana	58.33
 Greece	0	 Guatemala	8.33
 Guinea	0	 Haiti	25
 Honduras	25	 Hungary	0
 India	83.33	 Indonesia	33.33
 Iran, Islamic Rep.	0	 Ireland	0
 Israel	0	 Italy	0
 Jamaica	0	 Japan	0
 Jordan	0	 Kazakhstan	0
 Kenya	16.67	 Korea, Rep.	0
 Kosovo	0	 Kuwait	0
 Kyrgyz Republic	0	 Lao PDR	41.67
 Lebanon	0	 Liberia	16.67
 Madagascar	0	 Malawi	66.67
 Malaysia	0	 Maldives	0
 Mali	0	 Mauritania	41.67
 Mexico	0	 Moldova	0
 Mongolia	33.33	 Montenegro	0
 Morocco	0	 Mozambique	33.33
 Myanmar	16.67	 Nepal	50
 Netherlands	0	 New Zealand	0









Regulatory Indicators for Sustainable Energy (RISE)

 Nicaragua	0	 Niger	0
 Nigeria	0	 North Macedonia	0
 Norway	0	 Oman	0
 Pakistan	0	 Panama	0
 Papua New Guinea	0	 Paraguay	0
 Peru	0	 Philippines	25
 Poland	0	 Portugal	0
 Qatar	0	 Romania	0
 Russian Federation	0	 Rwanda	100
 Saudi Arabia	0	 Senegal	0
 Serbia	0	 Sierra Leone	0
 Singapore	0	 Slovak Republic	0
 Solomon Islands	0	 Somalia	16.67
 South Africa	0	 South Sudan	0
 Spain	0	 Sri Lanka	0
 Sudan	8.33	 Sweden	0
 Switzerland	0	 Tajikistan	0
 Tanzania	50	 Thailand	0
 Togo	0	 Tunisia	0
 Turkey	0	 Turkmenistan	0









































Regulatory Indicators for Sustainable Energy (RISE)

 Uganda	8.33	 Ukraine	0
 United Arab Emirates	0	 United Kingdom	0
 United States	0	 Uruguay	0
 Uzbekistan	0	 Vanuatu	0
 Venezuela, RB	0	 Vietnam	0
 West Bank and Gaza	0	 Yemen, Rep.	0
 Zambia	0	 Zimbabwe	25











































Overall Score

 Afghanistan	8.33	 Albania	0
 Algeria	0	 Angola	29.72
 Argentina	0	 Armenia	0
 Australia	0	 Austria	0
 Azerbaijan	0	 Bahrain	0
 Bangladesh	49.03	 Belarus	0
 Belgium	0	 Benin	19.72
 Bolivia	0	 Bosnia and Herzegovina	0
 Brazil	0	 Bulgaria	0
 Burkina Faso	18.61	 Burundi	37.08
 Cambodia	9.17	 Cameroon	38.33
 Canada	0	 Central African Republic	16.67



































Regulatory Indicators for Sustainable Energy (RISE)

 Chad	34.86	 Chile	0
 China	43.61	 Colombia	0
 Congo, Dem. Rep.	36.39	 Congo, Rep.	12.36
 Costa Rica	0	 Croatia	0
 Czech Republic	0	 Côte d'Ivoire	25.56
 Denmark	0	 Dominican Republic	0
 Ecuador	0	 Egypt, Arab Rep.	0
 El Salvador	0	 Eritrea	13.33
 Ethiopia	62.08	 Finland	0
 France	0	 Georgia	0
 Germany	0	 Ghana	75.14
 Greece	0	 Guatemala	20.42
 Guinea	0	 Haiti	35
 Honduras	23.75	 Hungary	0
 India	80	 Indonesia	57.78
 Iran, Islamic Rep.	0	 Ireland	0
 Israel	0	 Italy	0
 Jamaica	0	 Japan	0
 Jordan	0	 Kazakhstan	0
 Kenya	37.64	 Korea, Rep.	0

Regulatory Indicators for Sustainable Energy (RISE)



 Kosovo	0	 Kuwait	0
 Kyrgyz Republic	0	 Lao PDR	60.97
 Lebanon	0	 Liberia	31.39
 Madagascar	3.33	 Malawi	75
 Malaysia	0	 Maldives	9.17
 Mali	31.39	 Mauritania	23.19
 Mexico	0	 Moldova	0
 Mongolia	35.56	 Montenegro	0
 Morocco	0	 Mozambique	39.17
 Myanmar	23.06	 Nepal	67.5
 Netherlands	0	 New Zealand	0
 Nicaragua	18.06	 Niger	38.75
 Nigeria	33.89	 North Macedonia	0
 Norway	0	 Oman	0
 Pakistan	12.78	 Panama	0
 Papua New Guinea	0	 Paraguay	0
 Peru	0	 Philippines	31.53
 Poland	0	 Portugal	0
 Qatar	0	 Romania	0
 Russian Federation	0	 Rwanda	66.94
 Saudi Arabia	0	 Senegal	46.39

Regulatory Indicators for Sustainable Energy (RISE)
























 Serbia	0	 Sierra Leone	15.56
 Singapore	0	 Slovak Republic	0
 Solomon Islands	3.06	 Somalia	18.61
 South Africa	13.33	 South Sudan	6.67
 Spain	0	 Sri Lanka	13.06
 Sudan	24.03	 Sweden	0
 Switzerland	0	 Tajikistan	0
 Tanzania	55.56	 Thailand	0
 Togo	16.94	 Tunisia	0
 Turkey	0	 Turkmenistan	0
 Uganda	39.86	 Ukraine	0
 United Arab Emirates	0	 United Kingdom	0
 United States	0	 Uruguay	0
 Uzbekistan	0	 Vanuatu	13.06
 Venezuela, RB	0	 Vietnam	0
 West Bank and Gaza	0	 Yemen, Rep.	1.67
 Zambia	35.83	 Zimbabwe	13.47

Renewable Energy













































Indicator 1: GOVERNANCE

 Afghanistan	47.62	 Albania	61.9
---	-------	---	------









































Regulatory Indicators for Sustainable Energy (RISE)

 Algeria	67.26	 Angola	100
 Argentina	91.07	 Armenia	100
 Australia	83.33	 Austria	100
 Azerbaijan	47.62	 Bahrain	75
 Bangladesh	96.43	 Belarus	78.57
 Belgium	100	 Benin	51.19
 Bolivia	83.33	 Bosnia and Herzegovina	83.33
 Brazil	100	 Bulgaria	100
 Burkina Faso	83.33	 Burundi	21.43
 Cambodia	67.26	 Cameroon	52.98
 Canada	83.33	 Central African Republic	16.67
 Chad	100	 Chile	83.33
 China	52.98	 Colombia	76.19
 Congo, Dem. Rep.	76.79	 Congo, Rep.	0
 Costa Rica	100	 Croatia	100
 Czech Republic	100	 Côte d'Ivoire	83.33
 Denmark	100	 Dominican Republic	96.43
 Ecuador	83.33	 Egypt, Arab Rep.	94.64
 El Salvador	82.14	 Eritrea	16.67

















Regulatory Indicators for Sustainable Energy (RISE)

 Ethiopia	82.14	 Finland	100
 France	83.33	 Georgia	65.48
 Germany	89.29	 Ghana	100
 Greece	83.33	 Guatemala	64.88
 Guinea	21.43	 Haiti	33.33
 Honduras	76.19	 Hungary	83.33
 India	86.67	 Indonesia	100
 Iran, Islamic Rep.	100	 Ireland	100
 Israel	85.71	 Italy	100
 Jamaica	100	 Japan	100
 Jordan	94.64	 Kazakhstan	59.52
 Kenya	100	 Korea, Rep.	100
 Kosovo	54.76	 Kuwait	41.67
 Kyrgyz Republic	30.95	 Lao PDR	30.95
 Lebanon	78.57	 Liberia	47.62
 Madagascar	14.29	 Malawi	100
 Malaysia	74.4	 Maldives	37.5
 Mali	64.29	 Mauritania	64.29
 Mexico	100	 Moldova	14.29
 Mongolia	20.24	 Montenegro	61.9
 Morocco	89.29	 Mozambique	100
 Myanmar	50	 Nepal	61.9























Regulatory Indicators for Sustainable Energy (RISE)

 Netherlands	100	 New Zealand	100
 Nicaragua	72.62	 Niger	42.86
 Nigeria	100	 North Macedonia	69.05
 Norway	83.33	 Oman	100
 Pakistan	81.55	 Panama	100
 Papua New Guinea	38.1	 Paraguay	59.52
 Peru	79.76	 Philippines	100
 Poland	74.4	 Portugal	83.33
 Qatar	72.62	 Romania	83.33
 Russian Federation	100	 Rwanda	63.1
 Saudi Arabia	83.33	 Senegal	100
 Serbia	71.43	 Sierra Leone	50
 Singapore	92.86	 Slovak Republic	100
 Solomon Islands	81.55	 Somalia	16.67
 South Africa	83.33	 South Sudan	16.67
 Spain	100	 Sri Lanka	100
 Sudan	30.95	 Sweden	78.57
 Switzerland	78.57	 Tajikistan	44.05
 Tanzania	66.67	 Thailand	100
 Togo	63.1	 Tunisia	92.86







































Regulatory Indicators for Sustainable Energy (RISE)

 Turkey	91.07	 Turkmenistan	0
 Uganda	98.21	 Ukraine	98.21
 United Arab Emirates	100	 United Kingdom	100
 United States	100	 Uruguay	100
 Uzbekistan	47.62	 Vanuatu	30.95
 Venezuela, RB	18.45	 Vietnam	100
 West Bank and Gaza	33.33	 Yemen, Rep.	57.14
 Zambia	81.55	 Zimbabwe	83.33











































Indicator 2: ELECTRICITY SECTOR RENEWABLES

 Afghanistan	30.56	 Albania	46.57
 Algeria	34.72	 Angola	43.15
 Argentina	45.19	 Armenia	80.37
 Australia	75.09	 Austria	60.37
 Azerbaijan	25.46	 Bahrain	44.91
 Bangladesh	20.83	 Belarus	68.61
 Belgium	75.28	 Benin	36.11
 Bolivia	46.94	 Bosnia and Herzegovina	18.98
 Brazil	94.44	 Bulgaria	43.8
 Burkina Faso	30.19	 Burundi	6.02
 Cambodia	38.52	 Cameroon	25







































Regulatory Indicators for Sustainable Energy (RISE)

 Canada	73.8	 Central African Republic	25
 Chad	59.07	 Chile	76.2
 China	66.02	 Colombia	28.52
 Congo, Dem. Rep.	36.67	 Congo, Rep.	15.28
 Costa Rica	61.11	 Croatia	64.91
 Czech Republic	63.06	 Côte d'Ivoire	57.78
 Denmark	90.65	 Dominican Republic	39.44
 Ecuador	57.96	 Egypt, Arab Rep.	75.46
 El Salvador	51.48	 Eritrea	18.61
 Ethiopia	35.83	 Finland	68.24
 France	69.17	 Georgia	11.11
 Germany	84.17	 Ghana	65.93
 Greece	55.83	 Guatemala	46.02
 Guinea	12.5	 Haiti	29.17
 Honduras	57.04	 Hungary	66.39
 India	85.28	 Indonesia	49.63
 Iran, Islamic Rep.	83.24	 Ireland	73.8
 Israel	60.46	 Italy	73.43
 Jamaica	64.63	 Japan	63.52







































Regulatory Indicators for Sustainable Energy (RISE)

 Jordan	80	 Kazakhstan	40.83
 Kenya	65.65	 Korea, Rep.	88.33
 Kosovo	31.48	 Kuwait	23.61
 Kyrgyz Republic	11.11	 Lao PDR	27.78
 Lebanon	47.96	 Liberia	46.94
 Madagascar	15.83	 Malawi	42.78
 Malaysia	39.81	 Maldives	38.15
 Mali	44.91	 Mauritania	33.33
 Mexico	94.44	 Moldova	49.63
 Mongolia	26.48	 Montenegro	32.41
 Morocco	78.06	 Mozambique	34.35
 Myanmar	40	 Nepal	29.35
 Netherlands	68.7	 New Zealand	47.22
 Nicaragua	45.56	 Niger	46.39
 Nigeria	70.28	 North Macedonia	36.57
 Norway	83.24	 Oman	86.94
 Pakistan	49.35	 Panama	63.15
 Papua New Guinea	17.22	 Paraguay	6.11
 Peru	47.22	 Philippines	75.56
 Poland	43.61	 Portugal	65.28
 Qatar	41.94	 Romania	71.85













































Regulatory Indicators for Sustainable Energy (RISE)

 Russian Federation	51.11	 Rwanda	59.44
 Saudi Arabia	53.8	 Senegal	73.33
 Serbia	52.78	 Sierra Leone	41.11
 Singapore	47.78	 Slovak Republic	64.54
 Solomon Islands	20.83	 Somalia	26.02
 South Africa	64.81	 South Sudan	8.33
 Spain	69.54	 Sri Lanka	45.83
 Sudan	40.28	 Sweden	64.17
 Switzerland	64.17	 Tajikistan	20
 Tanzania	45.56	 Thailand	45.46
 Togo	44.44	 Tunisia	83.24
 Turkey	66.39	 Turkmenistan	5.56
 Uganda	53.89	 Ukraine	44.54
 United Arab Emirates	72.59	 United Kingdom	79.91
 United States	59.72	 Uruguay	50.74
 Uzbekistan	23.61	 Vanuatu	16.67
 Venezuela, RB	18.06	 Vietnam	40.74
 West Bank and Gaza	51.85	 Yemen, Rep.	29.17
 Zambia	39.54	 Zimbabwe	43.06



















Regulatory Indicators for Sustainable Energy (RISE)

 Afghanistan	0	 Albania	16.67
 Algeria	33.33	 Angola	0
 Argentina	0	 Armenia	38.89
 Australia	55.56	 Austria	83.33
 Azerbaijan	33.33	 Bahrain	0
 Bangladesh	0	 Belarus	33.33
 Belgium	83.33	 Benin	16.67
 Bolivia	0	 Bosnia and Herzegovina	33.33
 Brazil	33.33	 Bulgaria	50
 Burkina Faso	0	 Burundi	0
 Cambodia	0	 Cameroon	0
 Canada	16.67	 Central African Republic	0
 Chad	50	 Chile	33.33
 China	55.56	 Colombia	0
 Congo, Dem. Rep.	0	 Congo, Rep.	0
 Costa Rica	33.33	 Croatia	33.33
 Czech Republic	50	 Côte d'Ivoire	0
 Denmark	66.67	 Dominican Republic	16.67
 Ecuador	16.67	 Egypt, Arab Rep.	0



















Regulatory Indicators for Sustainable Energy (RISE)

 El Salvador	0	 Eritrea	0
 Ethiopia	0	 Finland	50
 France	50	 Georgia	16.67
 Germany	83.33	 Ghana	16.67
 Greece	50	 Guatemala	0
 Guinea	0	 Haiti	11.11
 Honduras	0	 Hungary	50
 India	52.22	 Indonesia	38.89
 Iran, Islamic Rep.	50	 Ireland	50
 Israel	0	 Italy	50
 Jamaica	0	 Japan	94.44
 Jordan	16.67	 Kazakhstan	0
 Kenya	27.78	 Korea, Rep.	22.22
 Kosovo	50	 Kuwait	16.67
 Kyrgyz Republic	0	 Lao PDR	16.67
 Lebanon	50	 Liberia	16.67
 Madagascar	0	 Malawi	50
 Malaysia	0	 Maldives	16.67
 Mali	50	 Mauritania	0
 Mexico	33.33	 Moldova	50
 Mongolia	66.67	 Montenegro	50
 Morocco	50	 Mozambique	33.33





















Regulatory Indicators for Sustainable Energy (RISE)

 Myanmar	0	 Nepal	16.67
 Netherlands	50	 New Zealand	33.33
 Nicaragua	0	 Niger	0
 Nigeria	33.33	 North Macedonia	33.33
 Norway	33.33	 Oman	33.33
 Pakistan	0	 Panama	0
 Papua New Guinea	0	 Paraguay	0
 Peru	0	 Philippines	33.33
 Poland	50	 Portugal	50
 Qatar	0	 Romania	66.67
 Russian Federation	0	 Rwanda	27.78
 Saudi Arabia	16.67	 Senegal	44.44
 Serbia	50	 Sierra Leone	16.67
 Singapore	0	 Slovak Republic	50
 Solomon Islands	0	 Somalia	0
 South Africa	61.11	 South Sudan	0
 Spain	50	 Sri Lanka	16.67
 Sudan	0	 Sweden	50
 Switzerland	50	 Tajikistan	0
 Tanzania	0	 Thailand	33.33







































Regulatory Indicators for Sustainable Energy (RISE)

 Togo	33.33	 Tunisia	61.11
 Turkey	33.33	 Turkmenistan	0
 Uganda	5.56	 Ukraine	50
 United Arab Emirates	33.33	 United Kingdom	50
 United States	66.67	 Uruguay	33.33
 Uzbekistan	0	 Vanuatu	0
 Venezuela, RB	0	 Vietnam	0
 West Bank and Gaza	0	 Yemen, Rep.	33.33
 Zambia	16.67	 Zimbabwe	50











































Indicator 4: TRANSPORT SECTOR RENEWABLES

 Afghanistan	0	 Albania	33.33
 Algeria	16.67	 Angola	0
 Argentina	33.33	 Armenia	66.67
 Australia	50	 Austria	94.44
 Azerbaijan	0	 Bahrain	0
 Bangladesh	0	 Belarus	16.67
 Belgium	66.67	 Benin	33.33
 Bolivia	0	 Bosnia and Herzegovina	50
 Brazil	66.67	 Bulgaria	50
 Burkina Faso	33.33	 Burundi	0








































Regulatory Indicators for Sustainable Energy (RISE)

 Cambodia	0	 Cameroon	0
 Canada	66.67	 Central African Republic	0
 Chad	50	 Chile	66.67
 China	50	 Colombia	66.67
 Congo, Dem. Rep.	33.33	 Congo, Rep.	0
 Costa Rica	66.67	 Croatia	50
 Czech Republic	66.67	 Côte d'Ivoire	16.67
 Denmark	77.78	 Dominican Republic	50
 Ecuador	66.67	 Egypt, Arab Rep.	33.33
 El Salvador	16.67	 Eritrea	0
 Ethiopia	50	 Finland	66.67
 France	50	 Georgia	33.33
 Germany	66.67	 Ghana	33.33
 Greece	50	 Guatemala	0
 Guinea	0	 Haiti	0
 Honduras	0	 Hungary	66.67
 India	66.67	 Indonesia	66.67
 Iran, Islamic Rep.	66.67	 Ireland	66.67
 Israel	50	 Italy	33.33






















































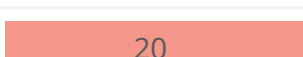


















Regulatory Indicators for Sustainable Energy (RISE)

 Jamaica	33.33	 Japan	100
 Jordan	33.33	 Kazakhstan	0
 Kenya	16.67	 Korea, Rep.	66.67
 Kosovo	50	 Kuwait	0
 Kyrgyz Republic	0	 Lao PDR	38.89
 Lebanon	50	 Liberia	33.33
 Madagascar	0	 Malawi	50
 Malaysia	16.67	 Maldives	0
 Mali	33.33	 Mauritania	0
 Mexico	50	 Moldova	33.33
 Mongolia	0	 Montenegro	33.33
 Morocco	33.33	 Mozambique	0
 Myanmar	16.67	 Nepal	33.33
 Netherlands	66.67	 New Zealand	66.67
 Nicaragua	33.33	 Niger	0
 Nigeria	33.33	 North Macedonia	33.33
 Norway	66.67	 Oman	33.33
 Pakistan	0	 Panama	33.33
 Papua New Guinea	33.33	 Paraguay	16.67
 Peru	16.67	 Philippines	61.11
 Poland	50	 Portugal	66.67













































Regulatory Indicators for Sustainable Energy (RISE)

 Qatar	33.33	 Romania	50
 Russian Federation	16.67	 Rwanda	16.67
 Saudi Arabia	16.67	 Senegal	72.22
 Serbia	50	 Sierra Leone	0
 Singapore	50	 Slovak Republic	66.67
 Solomon Islands	0	 Somalia	0
 South Africa	44.44	 South Sudan	0
 Spain	50	 Sri Lanka	16.67
 Sudan	0	 Sweden	66.67
 Switzerland	66.67	 Tajikistan	0
 Tanzania	0	 Thailand	33.33
 Togo	33.33	 Tunisia	16.67
 Turkey	50	 Turkmenistan	0
 Uganda	33.33	 Ukraine	33.33
 United Arab Emirates	50	 United Kingdom	66.67
 United States	66.67	 Uruguay	50
 Uzbekistan	0	 Vanuatu	0
 Venezuela, RB	33.33	 Vietnam	55.56
 West Bank and Gaza	0	 Yemen, Rep.	0
 Zambia	33.33	 Zimbabwe	33.33

Regulatory Indicators for Sustainable Energy (RISE)

Indicator 5: LEVELING THE PLAYING FIELD FOR RENEWABLES					
	Afghanistan			Albania	
	Algeria			Angola	
	Argentina			Armenia	
	Australia			Austria	
	Azerbaijan			Bahrain	
	Bangladesh			Belarus	
	Belgium			Benin	
	Bolivia			Bosnia and Herzegovina	
	Brazil			Bulgaria	
	Burkina Faso			Burundi	
	Cambodia			Cameroon	
	Canada			Central African Republic	
	Chad			Chile	
	China			Colombia	
	Congo, Dem. Rep.			Congo, Rep.	
	Costa Rica			Croatia	
	Czech Republic			Côte d'Ivoire	
	Denmark			Dominican Republic	
	Ecuador			Egypt, Arab Rep.	



















Regulatory Indicators for Sustainable Energy (RISE)

 El Salvador	20	 Eritrea	0
 Ethiopia	20	 Finland	40
 France	40	 Georgia	0
 Germany	80	 Ghana	20
 Greece	40	 Guatemala	20
 Guinea	0	 Haiti	0
 Honduras	20	 Hungary	40
 India	40	 Indonesia	20
 Iran, Islamic Rep.	20	 Ireland	40
 Israel	40	 Italy	40
 Jamaica	0	 Japan	100
 Jordan	40	 Kazakhstan	40
 Kenya	0	 Korea, Rep.	60
 Kosovo	0	 Kuwait	20
 Kyrgyz Republic	20	 Lao PDR	0
 Lebanon	20	 Liberia	0
 Madagascar	0	 Malawi	40
 Malaysia	0	 Maldives	0
 Mali	40	 Mauritania	40
 Mexico	60	 Moldova	40
 Mongolia	20	 Montenegro	0
 Morocco	40	 Mozambique	40





















Regulatory Indicators for Sustainable Energy (RISE)

 Myanmar	0	 Nepal	0
 Netherlands	80	 New Zealand	40
 Nicaragua	20	 Niger	0
 Nigeria	20	 North Macedonia	20
 Norway	40	 Oman	20
 Pakistan	0	 Panama	0
 Papua New Guinea	0	 Paraguay	0
 Peru	20	 Philippines	40
 Poland	60	 Portugal	40
 Qatar	40	 Romania	40
 Russian Federation	40	 Rwanda	40
 Saudi Arabia	20	 Senegal	20
 Serbia	0	 Sierra Leone	0
 Singapore	60	 Slovak Republic	40
 Solomon Islands	0	 Somalia	0
 South Africa	40	 South Sudan	0
 Spain	40	 Sri Lanka	0
 Sudan	0	 Sweden	40
 Switzerland	40	 Tajikistan	20
 Tanzania	20	 Thailand	0







































Regulatory Indicators for Sustainable Energy (RISE)

 Togo	20	 Tunisia	40
 Turkey	20	 Turkmenistan	0
 Uganda	60	 Ukraine	20
 United Arab Emirates	40	 United Kingdom	40
 United States	60	 Uruguay	0
 Uzbekistan	20	 Vanuatu	0
 Venezuela, RB	0	 Vietnam	20
 West Bank and Gaza	0	 Yemen, Rep.	0
 Zambia	60	 Zimbabwe	40











































Overall Score

 Afghanistan	15.63	 Albania	35.7
 Algeria	34.4	 Angola	32.63
 Argentina	33.92	 Armenia	65.19
 Australia	60.8	 Austria	87.63
 Azerbaijan	21.28	 Bahrain	27.98
 Bangladesh	23.45	 Belarus	43.44
 Belgium	73.06	 Benin	27.46
 Bolivia	26.06	 Bosnia and Herzegovina	41.13
 Brazil	62.89	 Bulgaria	56.76
 Burkina Faso	29.37	 Burundi	5.49









































Regulatory Indicators for Sustainable Energy (RISE)

 Cambodia	25.16	 Cameroon	15.6
 Canada	56.09	 Central African Republic	8.33
 Chad	51.81	 Chile	59.91
 China	52.91	 Colombia	42.28
 Congo, Dem. Rep.	33.36	 Congo, Rep.	3.06
 Costa Rica	60.22	 Croatia	53.65
 Czech Republic	63.94	 Côte d'Ivoire	31.56
 Denmark	87.02	 Dominican Republic	40.51
 Ecuador	48.93	 Egypt, Arab Rep.	48.69
 El Salvador	34.06	 Eritrea	7.06
 Ethiopia	37.6	 Finland	64.98
 France	58.5	 Georgia	25.32
 Germany	80.69	 Ghana	47.19
 Greece	55.83	 Guatemala	26.18
 Guinea	6.79	 Haiti	14.72
 Honduras	30.65	 Hungary	61.28
 India	66.17	 Indonesia	55.04
 Iran, Islamic Rep.	63.98	 Ireland	66.09
 Israel	47.24	 Italy	59.35

Regulatory Indicators for Sustainable Energy (RISE)




































 Jamaica	39.59	 Japan	91.59
 Jordan	52.93	 Kazakhstan	28.07
 Kenya	42.02	 Korea, Rep.	67.44
 Kosovo	37.25	 Kuwait	20.39
 Kyrgyz Republic	12.41	 Lao PDR	22.86
 Lebanon	49.31	 Liberia	28.91
 Madagascar	6.02	 Malawi	56.56
 Malaysia	26.18	 Maldives	18.46
 Mali	46.51	 Mauritania	27.52
 Mexico	67.56	 Moldova	37.45
 Mongolia	26.68	 Montenegro	35.53
 Morocco	58.13	 Mozambique	41.54
 Myanmar	21.33	 Nepal	28.25
 Netherlands	73.07	 New Zealand	57.44
 Nicaragua	34.3	 Niger	17.85
 Nigeria	51.39	 North Macedonia	38.46
 Norway	61.31	 Oman	54.72
 Pakistan	26.18	 Panama	39.3
 Papua New Guinea	17.73	 Paraguay	16.46
 Peru	32.73	 Philippines	62
 Poland	55.6	 Portugal	61.06

Regulatory Indicators for Sustainable Energy (RISE)











































 Qatar	37.58	 Romania	62.37
 Russian Federation	41.56	 Rwanda	41.4
 Saudi Arabia	38.09	 Senegal	62
 Serbia	44.84	 Sierra Leone	21.56
 Singapore	50.13	 Slovak Republic	64.24
 Solomon Islands	20.48	 Somalia	8.54
 South Africa	58.74	 South Sudan	5
 Spain	61.91	 Sri Lanka	35.83
 Sudan	14.25	 Sweden	59.88
 Switzerland	59.88	 Tajikistan	16.81
 Tanzania	26.44	 Thailand	42.43
 Togo	38.84	 Tunisia	58.78
 Turkey	52.16	 Turkmenistan	1.11
 Uganda	50.2	 Ukraine	49.22
 United Arab Emirates	59.19	 United Kingdom	67.31
 United States	70.61	 Uruguay	46.81
 Uzbekistan	18.25	 Vanuatu	9.52
 Venezuela, RB	13.97	 Vietnam	43.26
 West Bank and Gaza	17.04	 Yemen, Rep.	23.93
 Zambia	46.22	 Zimbabwe	49.94

Regulatory Indicators for Sustainable Energy (RISE)









































Energy Efficiency

Indicator 1: ENERGY EFFICIENCY GOVERNANCE					
	Afghanistan	70.56		Albania	70.56
	Algeria	92.44		Angola	35.89
	Argentina	21.11		Armenia	80.56
	Australia	97.22		Austria	90.44
	Azerbaijan	71.78		Bahrain	100
	Bangladesh	46.67		Belarus	73.33
	Belgium	83.33		Benin	65.78
	Bolivia	53.33		Bosnia and Herzegovina	84.44
	Brazil	80		Bulgaria	98
	Burkina Faso	63.33		Burundi	12.78
	Cambodia	100		Cameroon	56.67
	Canada	83.33		Central African Republic	50.22
	Chad	60		Chile	57.33
	China	94.44		Colombia	100
	Congo, Dem. Rep.	32.78		Congo, Rep.	10
	Costa Rica	61.33		Croatia	100
	Czech Republic	94		Côte d'Ivoire	100
	Denmark	94		Dominican Republic	55.56























Regulatory Indicators for Sustainable Energy (RISE)

 Ecuador	66.67	 Egypt, Arab Rep.	87.22
 El Salvador	48.33	 Eritrea	2
 Ethiopia	73.33	 Finland	98
 France	95.22	 Georgia	55
 Germany	100	 Ghana	65.33
 Greece	56.67	 Guatemala	15.56
 Guinea	71.33	 Haiti	8.33
 Honduras	23.89	 Hungary	100
 India	100	 Indonesia	70.56
 Iran, Islamic Rep.	98	 Ireland	95.22
 Israel	87.22	 Italy	98
 Jamaica	72	 Japan	77.22
 Jordan	98	 Kazakhstan	56.67
 Kenya	97.22	 Korea, Rep.	100
 Kosovo	87.22	 Kuwait	65.78
 Kyrgyz Republic	16.67	 Lao PDR	25.11
 Lebanon	98	 Liberia	22.78
 Madagascar	30.78	 Malawi	73.33
 Malaysia	97.22	 Maldives	10
 Mali	51.11	 Mauritania	18.33
 Mexico	87.22	 Moldova	73.33

















Regulatory Indicators for Sustainable Energy (RISE)

 Mongolia	83.33	 Montenegro	85.22
 Morocco	98	 Mozambique	18.33
 Myanmar	73	 Nepal	77.22
 Netherlands	100	 New Zealand	87.22
 Nicaragua	33.89	 Niger	98
 Nigeria	90	 North Macedonia	81.33
 Norway	100	 Oman	45
 Pakistan	90	 Panama	100
 Papua New Guinea	57.78	 Paraguay	77.78
 Peru	21.11	 Philippines	100
 Poland	83.33	 Portugal	100
 Qatar	60.56	 Romania	100
 Russian Federation	83.33	 Rwanda	86
 Saudi Arabia	100	 Senegal	93.22
 Serbia	94.44	 Sierra Leone	35.56
 Singapore	100	 Slovak Republic	87.22
 Solomon Islands	41.11	 Somalia	27.56
 South Africa	90	 South Sudan	20
 Spain	100	 Sri Lanka	90
 Sudan	43.56	 Sweden	98









































Regulatory Indicators for Sustainable Energy (RISE)

 Switzerland	96	 Tajikistan	66.67
 Tanzania	31.11	 Thailand	90
 Togo	67.78	 Tunisia	98
 Turkey	50	 Turkmenistan	44.22
 Uganda	77.22	 Ukraine	95.22
 United Arab Emirates	100	 United Kingdom	100
 United States	86.44	 Uruguay	97.22
 Uzbekistan	100	 Vanuatu	35.89
 Venezuela, RB	15.56	 Vietnam	69.33
 West Bank and Gaza	98	 Yemen, Rep.	40.33
 Zambia	63.89	 Zimbabwe	65.78











































Indicator 2: INDUSTRIAL AND COMMERCIAL END USERS

 Afghanistan	25	 Albania	75
 Algeria	87.5	 Angola	25
 Argentina	50	 Armenia	25
 Australia	62.5	 Austria	100
 Azerbaijan	0	 Bahrain	25
 Bangladesh	75	 Belarus	50
 Belgium	87.5	 Benin	12.5
 Bolivia	12.5	 Bosnia and Herzegovina	25









































Regulatory Indicators for Sustainable Energy (RISE)

 Brazil	25	 Bulgaria	50
 Burkina Faso	37.5	 Burundi	0
 Cambodia	100	 Cameroon	0
 Canada	62.5	 Central African Republic	0
 Chad	50	 Chile	62.5
 China	75	 Colombia	50
 Congo, Dem. Rep.	25	 Congo, Rep.	0
 Costa Rica	75	 Croatia	75
 Czech Republic	75	 Côte d'Ivoire	75
 Denmark	100	 Dominican Republic	12.5
 Ecuador	50	 Egypt, Arab Rep.	75
 El Salvador	0	 Eritrea	0
 Ethiopia	87.5	 Finland	62.5
 France	100	 Georgia	37.5
 Germany	100	 Ghana	75
 Greece	50	 Guatemala	12.5
 Guinea	75	 Haiti	0
 Honduras	0	 Hungary	100
 India	100	 Indonesia	75
 Iran, Islamic Rep.	50	 Ireland	100



Regulatory Indicators for Sustainable Energy (RISE)

 Israel	62.5	 Italy	62.5
 Jamaica	0	 Japan	100
 Jordan	75	 Kazakhstan	50
 Kenya	100	 Korea, Rep.	100
 Kosovo	25	 Kuwait	12.5
 Kyrgyz Republic	12.5	 Lao PDR	0
 Lebanon	12.5	 Liberia	0
 Madagascar	0	 Malawi	37.5
 Malaysia	75	 Maldives	0
 Mali	25	 Mauritania	12.5
 Mexico	12.5	 Moldova	37.5
 Mongolia	62.5	 Montenegro	37.5
 Morocco	50	 Mozambique	0
 Myanmar	12.5	 Nepal	62.5
 Netherlands	100	 New Zealand	25
 Nicaragua	0	 Niger	50
 Nigeria	37.5	 North Macedonia	25
 Norway	75	 Oman	0
 Pakistan	100	 Panama	0
 Papua New Guinea	25	 Paraguay	0
 Peru	0	 Philippines	50
























Regulatory Indicators for Sustainable Energy (RISE)

 Poland	37.5	 Portugal	100
 Qatar	100	 Romania	100
 Russian Federation	87.5	 Rwanda	25
 Saudi Arabia	87.5	 Senegal	62.5
 Serbia	75	 Sierra Leone	75
 Singapore	100	 Slovak Republic	100
 Solomon Islands	0	 Somalia	0
 South Africa	75	 South Sudan	0
 Spain	87.5	 Sri Lanka	75
 Sudan	12.5	 Sweden	100
 Switzerland	100	 Tajikistan	37.5
 Tanzania	12.5	 Thailand	100
 Togo	37.5	 Tunisia	87.5
 Turkey	50	 Turkmenistan	50
 Uganda	12.5	 Ukraine	12.5
 United Arab Emirates	50	 United Kingdom	100
 United States	100	 Uruguay	62.5
 Uzbekistan	37.5	 Vanuatu	0
 Venezuela, RB	0	 Vietnam	62.5
 West Bank and Gaza	37.5	 Yemen, Rep.	0











































Regulatory Indicators for Sustainable Energy (RISE)

 Zambia	37.5	 Zimbabwe	37.5
--	------	--	------









































Indicator 3: PUBLIC SECTOR

 Afghanistan	0	 Albania	50
 Algeria	50	 Angola	16.67
 Argentina	50	 Armenia	50
 Australia	100	 Austria	83.33
 Azerbaijan	50	 Bahrain	66.67
 Bangladesh	33.33	 Belarus	50
 Belgium	100	 Benin	0
 Bolivia	16.67	 Bosnia and Herzegovina	66.67
 Brazil	66.67	 Bulgaria	83.33
 Burkina Faso	0	 Burundi	0
 Cambodia	50	 Cameroon	0
 Canada	100	 Central African Republic	0
 Chad	33.33	 Chile	66.67
 China	100	 Colombia	50
 Congo, Dem. Rep.	16.67	 Congo, Rep.	0
 Costa Rica	50	 Croatia	83.33
 Czech Republic	83.33	 Côte d'Ivoire	66.67
 Denmark	83.33	 Dominican	50























Regulatory Indicators for Sustainable Energy (RISE)

		Republic	
 Ecuador	66.67	 Egypt, Arab Rep.	50
 El Salvador	66.67	 Eritrea	0
 Ethiopia	0	 Finland	83.33
 France	83.33	 Georgia	0
 Germany	83.33	 Ghana	66.67
 Greece	66.67	 Guatemala	0
 Guinea	0	 Haiti	0
 Honduras	50	 Hungary	100
 India	100	 Indonesia	16.67
 Iran, Islamic Rep.	83.33	 Ireland	83.33
 Israel	66.67	 Italy	100
 Jamaica	66.67	 Japan	100
 Jordan	100	 Kazakhstan	0
 Kenya	100	 Korea, Rep.	100
 Kosovo	83.33	 Kuwait	50
 Kyrgyz Republic	0	 Lao PDR	16.67
 Lebanon	50	 Liberia	0
 Madagascar	0	 Malawi	33.33
 Malaysia	100	 Maldives	16.67
 Mali	16.67	 Mauritania	16.67
 Mexico	66.67	 Moldova	83.33

















Regulatory Indicators for Sustainable Energy (RISE)

 Mongolia	16.67	 Montenegro	33.33
 Morocco	33.33	 Mozambique	0
 Myanmar	50	 Nepal	0
 Netherlands	100	 New Zealand	33.33
 Nicaragua	50	 Niger	16.67
 Nigeria	50	 North Macedonia	100
 Norway	83.33	 Oman	50
 Pakistan	50	 Panama	66.67
 Papua New Guinea	33.33	 Paraguay	16.67
 Peru	66.67	 Philippines	83.33
 Poland	50	 Portugal	83.33
 Qatar	66.67	 Romania	83.33
 Russian Federation	66.67	 Rwanda	50
 Saudi Arabia	83.33	 Senegal	83.33
 Serbia	66.67	 Sierra Leone	16.67
 Singapore	100	 Slovak Republic	100
 Solomon Islands	33.33	 Somalia	0
 South Africa	83.33	 South Sudan	0
 Spain	83.33	 Sri Lanka	83.33
 Sudan	33.33	 Sweden	66.67









































Regulatory Indicators for Sustainable Energy (RISE)

 Switzerland	83.33	 Tajikistan	50
 Tanzania	0	 Thailand	100
 Togo	0	 Tunisia	100
 Turkey	66.67	 Turkmenistan	0
 Uganda	0	 Ukraine	16.67
 United Arab Emirates	83.33	 United Kingdom	83.33
 United States	83.33	 Uruguay	66.67
 Uzbekistan	83.33	 Vanuatu	16.67
 Venezuela, RB	0	 Vietnam	66.67
 West Bank and Gaza	16.67	 Yemen, Rep.	0
 Zambia	0	 Zimbabwe	0











































Indicator 4: INCENTIVES & MANDATES: ENERGY UTILITY PROGRAMS

 Afghanistan	20	 Albania	33.33
 Algeria	41.67	 Angola	20
 Argentina	40	 Armenia	30
 Australia	50	 Austria	63.33
 Azerbaijan	18.33	 Bahrain	36.67
 Bangladesh	50	 Belarus	36.67
 Belgium	73.33	 Benin	10
 Bolivia	20	 Bosnia and Herzegovina	53.33









































Regulatory Indicators for Sustainable Energy (RISE)

 Brazil	90	 Bulgaria	30
 Burkina Faso	20	 Burundi	5
 Cambodia	33.33	 Cameroon	30
 Canada	46.67	 Central African Republic	43.33
 Chad	80	 Chile	40
 China	80	 Colombia	20
 Congo, Dem. Rep.	51.67	 Congo, Rep.	10
 Costa Rica	56.67	 Croatia	81.67
 Czech Republic	30	 Côte d'Ivoire	33.33
 Denmark	50	 Dominican Republic	30
 Ecuador	46.67	 Egypt, Arab Rep.	46.67
 El Salvador	70	 Eritrea	25
 Ethiopia	10	 Finland	46.67
 France	46.67	 Georgia	36.67
 Germany	40	 Ghana	53.33
 Greece	56.67	 Guatemala	30
 Guinea	20	 Haiti	26.67
 Honduras	30	 Hungary	90
 India	73.33	 Indonesia	43.33
 Iran, Islamic Rep.	73.33	 Ireland	30



Regulatory Indicators for Sustainable Energy (RISE)

 Israel	30	 Italy	80
 Jamaica	90	 Japan	63.33
 Jordan	60	 Kazakhstan	26.67
 Kenya	30	 Korea, Rep.	63.33
 Kosovo	83.33	 Kuwait	20
 Kyrgyz Republic	50	 Lao PDR	40
 Lebanon	51.67	 Liberia	20
 Madagascar	16.67	 Malawi	43.33
 Malaysia	53.33	 Maldives	30
 Mali	43.33	 Mauritania	40
 Mexico	46.67	 Moldova	43.33
 Mongolia	50	 Montenegro	66.67
 Morocco	56.67	 Mozambique	10
 Myanmar	20	 Nepal	26.67
 Netherlands	30	 New Zealand	16.67
 Nicaragua	36.67	 Niger	30
 Nigeria	10	 North Macedonia	46.67
 Norway	83.33	 Oman	36.67
 Pakistan	73.33	 Panama	73.33
 Papua New Guinea	46.67	 Paraguay	30
 Peru	40	 Philippines	20





















Regulatory Indicators for Sustainable Energy (RISE)

 Poland	6.67	 Portugal	30
 Qatar	40	 Romania	73.33
 Russian Federation	63.33	 Rwanda	46.67
 Saudi Arabia	30	 Senegal	63.33
 Serbia	73.33	 Sierra Leone	16.67
 Singapore	100	 Slovak Republic	73.33
 Solomon Islands	30	 Somalia	20
 South Africa	56.67	 South Sudan	6.67
 Spain	50	 Sri Lanka	46.67
 Sudan	10	 Sweden	90
 Switzerland	90	 Tajikistan	20
 Tanzania	43.33	 Thailand	90
 Togo	53.33	 Tunisia	66.67
 Turkey	36.67	 Turkmenistan	16.67
 Uganda	26.67	 Ukraine	16.67
 United Arab Emirates	56.67	 United Kingdom	56.67
 United States	46.67	 Uruguay	80
 Uzbekistan	45	 Vanuatu	33.33
 Venezuela, RB	20	 Vietnam	73.33
 West Bank and Gaza	33.33	 Yemen, Rep.	0











































Regulatory Indicators for Sustainable Energy (RISE)

 Zambia	50	 Zimbabwe	50
--	----	--	----




Indicator 5: FINANCING MECHANISMS FOR ENERGY EFFICIENCY

 Afghanistan	33.33	 Albania	16.67
 Algeria	50	 Angola	0
 Argentina	66.67	 Armenia	83.33
 Australia	50	 Austria	50
 Azerbaijan	0	 Bahrain	0
 Bangladesh	50	 Belarus	0
 Belgium	100	 Benin	0
 Bolivia	50	 Bosnia and Herzegovina	50
 Brazil	100	 Bulgaria	33.33
 Burkina Faso	0	 Burundi	0
 Cambodia	33.33	 Cameroon	33.33
 Canada	100	 Central African Republic	0
 Chad	0	 Chile	83.33
 China	33.33	 Colombia	50
 Congo, Dem. Rep.	0	 Congo, Rep.	0
 Costa Rica	50	 Croatia	16.67
 Czech Republic	50	 Côte d'Ivoire	50
 Denmark	100	 Dominican	33.33























Regulatory Indicators for Sustainable Energy (RISE)

		Republic	
 Ecuador	100	 Egypt, Arab Rep.	0
 El Salvador	33.33	 Eritrea	0
 Ethiopia	50	 Finland	50
 France	50	 Georgia	16.67
 Germany	100	 Ghana	0
 Greece	16.67	 Guatemala	50
 Guinea	0	 Haiti	33.33
 Honduras	0	 Hungary	50
 India	50	 Indonesia	50
 Iran, Islamic Rep.	50	 Ireland	50
 Israel	50	 Italy	100
 Jamaica	50	 Japan	100
 Jordan	100	 Kazakhstan	50
 Kenya	0	 Korea, Rep.	100
 Kosovo	50	 Kuwait	50
 Kyrgyz Republic	50	 Lao PDR	33.33
 Lebanon	66.67	 Liberia	0
 Madagascar	0	 Malawi	0
 Malaysia	50	 Maldives	0
 Mali	33.33	 Mauritania	0
 Mexico	100	 Moldova	0

















Regulatory Indicators for Sustainable Energy (RISE)

 Mongolia	50	 Montenegro	50
 Morocco	100	 Mozambique	0
 Myanmar	0	 Nepal	0
 Netherlands	50	 New Zealand	100
 Nicaragua	66.67	 Niger	0
 Nigeria	50	 North Macedonia	50
 Norway	100	 Oman	16.67
 Pakistan	0	 Panama	100
 Papua New Guinea	33.33	 Paraguay	0
 Peru	0	 Philippines	50
 Poland	50	 Portugal	50
 Qatar	50	 Romania	33.33
 Russian Federation	0	 Rwanda	16.67
 Saudi Arabia	66.67	 Senegal	16.67
 Serbia	50	 Sierra Leone	0
 Singapore	50	 Slovak Republic	50
 Solomon Islands	0	 Somalia	0
 South Africa	50	 South Sudan	0
 Spain	100	 Sri Lanka	50
 Sudan	0	 Sweden	100









































Regulatory Indicators for Sustainable Energy (RISE)

 Switzerland	100	 Tajikistan	50
 Tanzania	0	 Thailand	50
 Togo	0	 Tunisia	50
 Turkey	50	 Turkmenistan	0
 Uganda	0	 Ukraine	50
 United Arab Emirates	100	 United Kingdom	100
 United States	50	 Uruguay	100
 Uzbekistan	50	 Vanuatu	0
 Venezuela, RB	50	 Vietnam	33.33
 West Bank and Gaza	50	 Yemen, Rep.	0
 Zambia	16.67	 Zimbabwe	0











































Indicator 6: MINIMUM ENERGY EFFICIENCY PERFORMANCE STANDARDS

 Afghanistan	0	 Albania	55.56
 Algeria	70.83	 Angola	0
 Argentina	0	 Armenia	45.83
 Australia	59.72	 Austria	84.72
 Azerbaijan	0	 Bahrain	29.17
 Bangladesh	56.94	 Belarus	76.39
 Belgium	98.61	 Benin	38.89
 Bolivia	37.5	 Bosnia and Herzegovina	50









































Regulatory Indicators for Sustainable Energy (RISE)

 Brazil	91.67	 Bulgaria	83.33
 Burkina Faso	33.33	 Burundi	0
 Cambodia	0	 Cameroon	0
 Canada	90.28	 Central African Republic	0
 Chad	62.5	 Chile	58.33
 China	73.61	 Colombia	0
 Congo, Dem. Rep.	0	 Congo, Rep.	0
 Costa Rica	83.33	 Croatia	37.5
 Czech Republic	94.44	 Côte d'Ivoire	56.94
 Denmark	100	 Dominican Republic	26.39
 Ecuador	72.22	 Egypt, Arab Rep.	43.06
 El Salvador	69.44	 Eritrea	0
 Ethiopia	16.67	 Finland	91.67
 France	83.33	 Georgia	12.5
 Germany	91.67	 Ghana	66.67
 Greece	98.61	 Guatemala	0
 Guinea	38.89	 Haiti	1.39
 Honduras	16.67	 Hungary	100
 India	83.33	 Indonesia	47.22
 Iran, Islamic Rep.	90.28	 Ireland	84.72



Regulatory Indicators for Sustainable Energy (RISE)

 Israel	77.78	 Italy	90.28
 Jamaica	27.78	 Japan	91.67
 Jordan	81.94	 Kazakhstan	44.44
 Kenya	75	 Korea, Rep.	100
 Kosovo	31.94	 Kuwait	37.5
 Kyrgyz Republic	0	 Lao PDR	0
 Lebanon	12.5	 Liberia	0
 Madagascar	0	 Malawi	0
 Malaysia	72.22	 Maldives	0
 Mali	27.78	 Mauritania	27.78
 Mexico	100	 Moldova	83.33
 Mongolia	0	 Montenegro	33.33
 Morocco	52.78	 Mozambique	33.33
 Myanmar	15.28	 Nepal	45.83
 Netherlands	83.33	 New Zealand	81.94
 Nicaragua	44.44	 Niger	50
 Nigeria	43.06	 North Macedonia	43.06
 Norway	68.06	 Oman	16.67
 Pakistan	58.33	 Panama	56.94
 Papua New Guinea	0	 Paraguay	30.56
 Peru	6.94	 Philippines	56.94


















Regulatory Indicators for Sustainable Energy (RISE)

 Poland	61.11	 Portugal	93.06
 Qatar	58.33	 Romania	83.33
 Russian Federation	25	 Rwanda	76.39
 Saudi Arabia	81.94	 Senegal	66.67
 Serbia	50	 Sierra Leone	0
 Singapore	79.17	 Slovak Republic	86.11
 Solomon Islands	29.17	 Somalia	0
 South Africa	66.67	 South Sudan	0
 Spain	69.44	 Sri Lanka	62.5
 Sudan	55.56	 Sweden	91.67
 Switzerland	91.67	 Tajikistan	41.67
 Tanzania	0	 Thailand	75
 Togo	75	 Tunisia	48.61
 Turkey	33.33	 Turkmenistan	0
 Uganda	0	 Ukraine	51.39
 United Arab Emirates	66.67	 United Kingdom	77.78
 United States	91.67	 Uruguay	25
 Uzbekistan	41.67	 Vanuatu	55.56
 Venezuela, RB	19.44	 Vietnam	73.61
 West Bank and Gaza	8.33	 Yemen, Rep.	0











































Regulatory Indicators for Sustainable Energy (RISE)

 Zambia	50	 Zimbabwe	44.44
--	----	--	-------






































Indicator 7: ENERGY LABELING SYSTEMS

 Afghanistan	0	 Albania	41.67
 Algeria	66.67	 Angola	0
 Argentina	45.83	 Armenia	41.67
 Australia	95.83	 Austria	79.17
 Azerbaijan	0	 Bahrain	16.67
 Bangladesh	70.83	 Belarus	66.67
 Belgium	95.83	 Benin	37.5
 Bolivia	25	 Bosnia and Herzegovina	41.67
 Brazil	100	 Bulgaria	62.5
 Burkina Faso	25	 Burundi	0
 Cambodia	0	 Cameroon	0
 Canada	91.67	 Central African Republic	0
 Chad	41.67	 Chile	83.33
 China	58.33	 Colombia	75
 Congo, Dem. Rep.	0	 Congo, Rep.	0
 Costa Rica	91.67	 Croatia	41.67
 Czech Republic	79.17	 Côte d'Ivoire	66.67
 Denmark	66.67	 Dominican	25























Regulatory Indicators for Sustainable Energy (RISE)

		Republic	
 Ecuador	91.67	 Egypt, Arab Rep.	54.17
 El Salvador	50	 Eritrea	0
 Ethiopia	0	 Finland	79.17
 France	50	 Georgia	0
 Germany	100	 Ghana	75
 Greece	66.67	 Guatemala	0
 Guinea	37.5	 Haiti	0
 Honduras	8.33	 Hungary	100
 India	83.33	 Indonesia	41.67
 Iran, Islamic Rep.	83.33	 Ireland	75
 Israel	62.5	 Italy	50
 Jamaica	41.67	 Japan	91.67
 Jordan	50	 Kazakhstan	0
 Kenya	83.33	 Korea, Rep.	100
 Kosovo	50	 Kuwait	12.5
 Kyrgyz Republic	0	 Lao PDR	0
 Lebanon	0	 Liberia	0
 Madagascar	0	 Malawi	0
 Malaysia	83.33	 Maldives	0
 Mali	58.33	 Mauritania	0
 Mexico	54.17	 Moldova	66.67

















Regulatory Indicators for Sustainable Energy (RISE)

 Mongolia	0	 Montenegro	95.83
 Morocco	29.17	 Mozambique	0
 Myanmar	12.5	 Nepal	0
 Netherlands	75	 New Zealand	100
 Nicaragua	45.83	 Niger	50
 Nigeria	0	 North Macedonia	50
 Norway	54.17	 Oman	16.67
 Pakistan	33.33	 Panama	50
 Papua New Guinea	0	 Paraguay	29.17
 Peru	79.17	 Philippines	75
 Poland	54.17	 Portugal	100
 Qatar	62.5	 Romania	50
 Russian Federation	25	 Rwanda	62.5
 Saudi Arabia	100	 Senegal	45.83
 Serbia	50	 Sierra Leone	33.33
 Singapore	83.33	 Slovak Republic	79.17
 Solomon Islands	25	 Somalia	0
 South Africa	70.83	 South Sudan	0
 Spain	62.5	 Sri Lanka	62.5
 Sudan	66.67	 Sweden	75






































Regulatory Indicators for Sustainable Energy (RISE)

 Switzerland	75	 Tajikistan	0
 Tanzania	0	 Thailand	70.83
 Togo	37.5	 Tunisia	37.5
 Turkey	12.5	 Turkmenistan	0
 Uganda	0	 Ukraine	58.33
 United Arab Emirates	66.67	 United Kingdom	87.5
 United States	83.33	 Uruguay	50
 Uzbekistan	75	 Vanuatu	50
 Venezuela, RB	37.5	 Vietnam	91.67
 West Bank and Gaza	25	 Yemen, Rep.	0
 Zambia	0	 Zimbabwe	12.5











































Indicator 8: BUILDING ENERGY CODES

 Afghanistan	26.67	 Albania	55
 Algeria	41.67	 Angola	0
 Argentina	20	 Armenia	56.67
 Australia	56.67	 Austria	76.67
 Azerbaijan	35	 Bahrain	26.67
 Bangladesh	40	 Belarus	45
 Belgium	80	 Benin	0
 Bolivia	0	 Bosnia and Herzegovina	53.33









































Regulatory Indicators for Sustainable Energy (RISE)

 Brazil	35	 Bulgaria	70
 Burkina Faso	16.67	 Burundi	0
 Cambodia	41.67	 Cameroon	0
 Canada	86.67	 Central African Republic	0
 Chad	31.67	 Chile	33.33
 China	56.67	 Colombia	26.67
 Congo, Dem. Rep.	0	 Congo, Rep.	0
 Costa Rica	6.67	 Croatia	78.33
 Czech Republic	85	 Côte d'Ivoire	45
 Denmark	85	 Dominican Republic	0
 Ecuador	16.67	 Egypt, Arab Rep.	0
 El Salvador	6.67	 Eritrea	8.33
 Ethiopia	0	 Finland	78.33
 France	85	 Georgia	26.67
 Germany	80	 Ghana	15
 Greece	93.33	 Guatemala	0
 Guinea	0	 Haiti	0
 Honduras	6.67	 Hungary	93.33
 India	50	 Indonesia	80
 Iran, Islamic Rep.	65	 Ireland	86.67



Regulatory Indicators for Sustainable Energy (RISE)

 Israel	41.67	 Italy	85
 Jamaica	28.33	 Japan	71.67
 Jordan	50	 Kazakhstan	41.67
 Kenya	93.33	 Korea, Rep.	100
 Kosovo	40	 Kuwait	35
 Kyrgyz Republic	33.33	 Lao PDR	6.67
 Lebanon	20	 Liberia	0
 Madagascar	0	 Malawi	0
 Malaysia	20	 Maldives	26.67
 Mali	0	 Mauritania	0
 Mexico	46.67	 Moldova	31.67
 Mongolia	33.33	 Montenegro	53.33
 Morocco	28.33	 Mozambique	0
 Myanmar	33.33	 Nepal	0
 Netherlands	71.67	 New Zealand	45
 Nicaragua	10	 Niger	20
 Nigeria	13.33	 North Macedonia	48.33
 Norway	71.67	 Oman	6.67
 Pakistan	6.67	 Panama	43.33
 Papua New Guinea	33.33	 Paraguay	0
 Peru	0	 Philippines	80





































Regulatory Indicators for Sustainable Energy (RISE)

 Poland	48.33	 Portugal	93.33
 Qatar	70	 Romania	93.33
 Russian Federation	71.67	 Rwanda	68.33
 Saudi Arabia	36.67	 Senegal	80
 Serbia	65	 Sierra Leone	0
 Singapore	56.67	 Slovak Republic	86.67
 Solomon Islands	0	 Somalia	0
 South Africa	48.33	 South Sudan	0
 Spain	91.67	 Sri Lanka	50
 Sudan	0	 Sweden	13.33
 Switzerland	13.33	 Tajikistan	23.33
 Tanzania	0	 Thailand	33.33
 Togo	0	 Tunisia	73.33
 Turkey	15	 Turkmenistan	13.33
 Uganda	0	 Ukraine	41.67
 United Arab Emirates	71.67	 United Kingdom	86.67
 United States	93.33	 Uruguay	0
 Uzbekistan	15	 Vanuatu	0
 Venezuela, RB	0	 Vietnam	43.33
 West Bank and Gaza	13.33	 Yemen, Rep.	0











































Regulatory Indicators for Sustainable Energy (RISE)

 Zambia	0	 Zimbabwe	6.67
--	---	--	------





































Indicator 9: TRANSPORT SECTOR

 Afghanistan	0	 Albania	16.67
 Algeria	25	 Angola	0
 Argentina	50	 Armenia	25
 Australia	58.33	 Austria	100
 Azerbaijan	0	 Bahrain	25
 Bangladesh	50	 Belarus	58.33
 Belgium	41.67	 Benin	0
 Bolivia	0	 Bosnia and Herzegovina	83.33
 Brazil	58.33	 Bulgaria	41.67
 Burkina Faso	0	 Burundi	0
 Cambodia	66.67	 Cameroon	0
 Canada	75	 Central African Republic	0
 Chad	0	 Chile	58.33
 China	41.67	 Colombia	58.33
 Congo, Dem. Rep.	0	 Congo, Rep.	0
 Costa Rica	58.33	 Croatia	83.33
 Czech Republic	100	 Côte d'Ivoire	0
 Denmark	75	 Dominican	41.67























Regulatory Indicators for Sustainable Energy (RISE)

		Republic	
 Ecuador	41.67	 Egypt, Arab Rep.	0
 El Salvador	0	 Eritrea	0
 Ethiopia	25	 Finland	75
 France	41.67	 Georgia	25
 Germany	100	 Ghana	0
 Greece	41.67	 Guatemala	25
 Guinea	0	 Haiti	0
 Honduras	0	 Hungary	41.67
 India	83.33	 Indonesia	25
 Iran, Islamic Rep.	58.33	 Ireland	100
 Israel	58.33	 Italy	100
 Jamaica	66.67	 Japan	75
 Jordan	25	 Kazakhstan	25
 Kenya	83.33	 Korea, Rep.	100
 Kosovo	0	 Kuwait	25
 Kyrgyz Republic	0	 Lao PDR	16.67
 Lebanon	0	 Liberia	0
 Madagascar	0	 Malawi	0
 Malaysia	41.67	 Maldives	0
 Mali	41.67	 Mauritania	0
 Mexico	41.67	 Moldova	58.33

















Regulatory Indicators for Sustainable Energy (RISE)

 Mongolia	0	 Montenegro	41.67
 Morocco	41.67	 Mozambique	16.67
 Myanmar	0	 Nepal	41.67
 Netherlands	100	 New Zealand	83.33
 Nicaragua	25	 Niger	0
 Nigeria	0	 North Macedonia	16.67
 Norway	58.33	 Oman	0
 Pakistan	16.67	 Panama	25
 Papua New Guinea	0	 Paraguay	41.67
 Peru	0	 Philippines	100
 Poland	25	 Portugal	66.67
 Qatar	25	 Romania	83.33
 Russian Federation	0	 Rwanda	50
 Saudi Arabia	41.67	 Senegal	41.67
 Serbia	16.67	 Sierra Leone	0
 Singapore	58.33	 Slovak Republic	83.33
 Solomon Islands	0	 Somalia	0
 South Africa	41.67	 South Sudan	0
 Spain	75	 Sri Lanka	25
 Sudan	0	 Sweden	41.67









































Regulatory Indicators for Sustainable Energy (RISE)

 Switzerland	41.67	 Tajikistan	0
 Tanzania	0	 Thailand	16.67
 Togo	0	 Tunisia	0
 Turkey	66.67	 Turkmenistan	0
 Uganda	25	 Ukraine	41.67
 United Arab Emirates	41.67	 United Kingdom	58.33
 United States	100	 Uruguay	75
 Uzbekistan	16.67	 Vanuatu	0
 Venezuela, RB	25	 Vietnam	66.67
 West Bank and Gaza	41.67	 Yemen, Rep.	0
 Zambia	50	 Zimbabwe	0











































Overall Score

 Afghanistan	19.51	 Albania	46.05
 Algeria	58.42	 Angola	10.84
 Argentina	38.18	 Armenia	48.67
 Australia	70.03	 Austria	80.85
 Azerbaijan	19.46	 Bahrain	36.2
 Bangladesh	52.53	 Belarus	50.71
 Belgium	84.48	 Benin	18.3
 Bolivia	23.89	 Bosnia and Herzegovina	56.42









































Regulatory Indicators for Sustainable Energy (RISE)

 Brazil	71.85	 Bulgaria	61.35
 Burkina Faso	21.76	 Burundi	1.98
 Cambodia	47.22	 Cameroon	13.33
 Canada	81.79	 Central African Republic	10.4
 Chad	39.91	 Chile	60.35
 China	68.12	 Colombia	47.78
 Congo, Dem. Rep.	14.01	 Congo, Rep.	2.22
 Costa Rica	59.22	 Croatia	66.39
 Czech Republic	76.77	 Côte d'Ivoire	54.85
 Denmark	83.78	 Dominican Republic	30.49
 Ecuador	61.36	 Egypt, Arab Rep.	39.57
 El Salvador	38.27	 Eritrea	3.93
 Ethiopia	29.17	 Finland	73.85
 France	70.58	 Georgia	23.33
 Germany	88.33	 Ghana	46.33
 Greece	60.77	 Guatemala	14.78
 Guinea	26.97	 Haiti	7.75
 Honduras	15.06	 Hungary	86.11
 India	80.37	 Indonesia	49.94
 Iran, Islamic Rep.	72.4	 Ireland	78.33



Regulatory Indicators for Sustainable Energy (RISE)

 Israel	59.63	 Italy	85.09
 Jamaica	49.23	 Japan	85.62
 Jordan	71.1	 Kazakhstan	32.72
 Kenya	73.58	 Korea, Rep.	95.93
 Kosovo	50.09	 Kuwait	34.25
 Kyrgyz Republic	18.06	 Lao PDR	15.38
 Lebanon	34.59	 Liberia	4.75
 Madagascar	5.27	 Malawi	20.83
 Malaysia	65.86	 Maldives	9.26
 Mali	33.02	 Mauritania	12.81
 Mexico	61.73	 Moldova	53.06
 Mongolia	32.87	 Montenegro	55.21
 Morocco	54.44	 Mozambique	8.7
 Myanmar	24.07	 Nepal	28.21
 Netherlands	78.89	 New Zealand	63.61
 Nicaragua	34.72	 Niger	34.96
 Nigeria	32.65	 North Macedonia	51.23
 Norway	77.1	 Oman	20.93
 Pakistan	47.59	 Panama	57.25
 Papua New Guinea	25.49	 Paraguay	25.09
 Peru	23.77	 Philippines	68.36

Regulatory Indicators for Sustainable Energy (RISE)

 Poland	46.23	 Portugal	79.6
 Qatar	59.23	 Romania	77.78
 Russian Federation	46.94	 Rwanda	53.51
 Saudi Arabia	69.75	 Senegal	61.47
 Serbia	60.12	 Sierra Leone	19.69
 Singapore	80.83	 Slovak Republic	82.87
 Solomon Islands	17.62	 Somalia	5.28
 South Africa	64.72	 South Sudan	2.96
 Spain	79.94	 Sri Lanka	60.56
 Sudan	24.62	 Sweden	75.15
 Switzerland	76.78	 Tajikistan	32.13
 Tanzania	9.66	 Thailand	69.54
 Togo	30.12	 Tunisia	62.4
 Turkey	42.31	 Turkmenistan	13.8
 Uganda	15.71	 Ukraine	42.68
 United Arab Emirates	70.74	 United Kingdom	83.36
 United States	81.64	 Uruguay	61.82
 Uzbekistan	51.57	 Vanuatu	21.27
 Venezuela, RB	18.61	 Vietnam	64.49
 West Bank and Gaza	35.98	 Yemen, Rep.	4.48

Regulatory Indicators for Sustainable Energy (RISE)

 Zambia	29.78	 Zimbabwe	24.1
--	-------	--	------