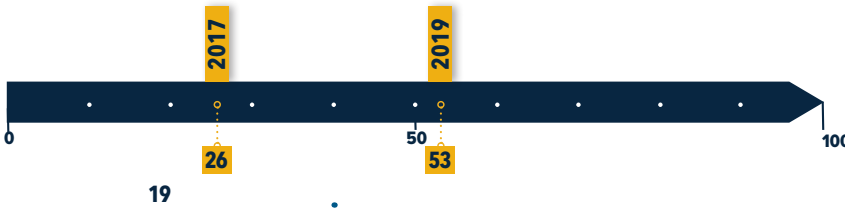


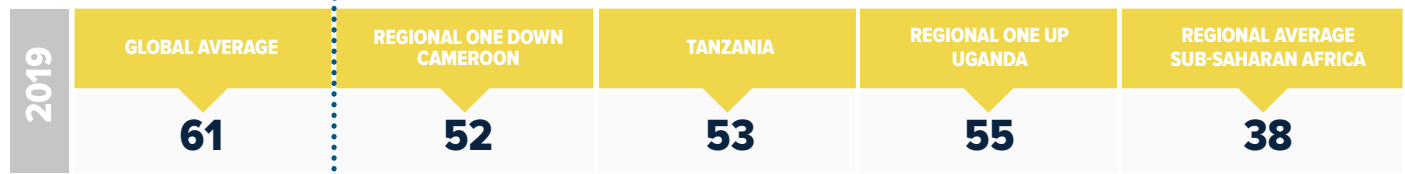
TANZANIA

GLOBAL SCORE:



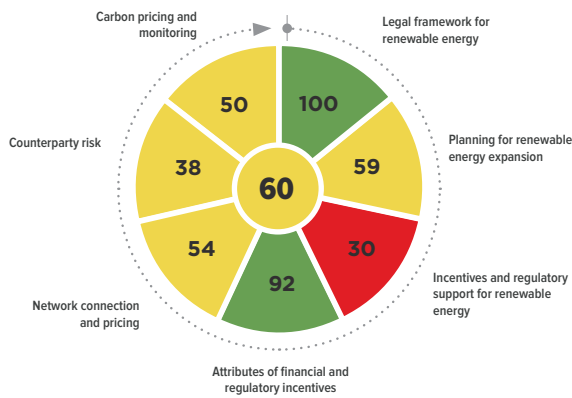
DASHBOARD FOR SUSTAINABLE ENERGY*

- Access to electricity: **36%** of population
- Access to clean cooking: **5%** of population
- Renewable energy: **84%** of Total Final Energy Consumption
- Energy efficiency: **5.70** MJ per US\$ PPP 2011

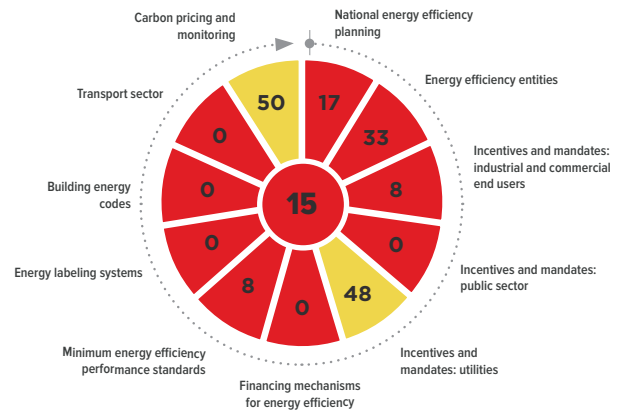


RISE scores (out of 100) per pillar 2019

RENEWABLE ENERGY



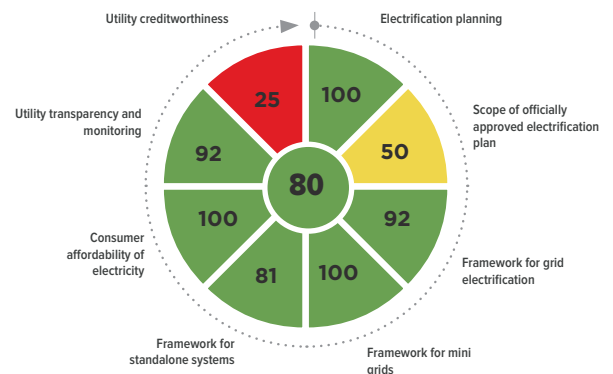
ENERGY EFFICIENCY



CLEAN COOKING



ELECTRICITY ACCESS



Note: The overall country score is based on the average score of Electricity Access, Clean Cooking, Energy Efficiency and Renewable Energy indicators.

*<https://trackingsdg7.esmap.org>

Source: World Bank, RISE 2020