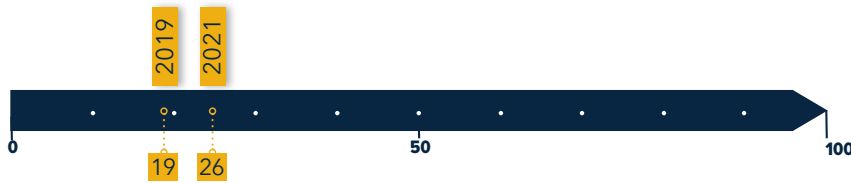


BURUNDI

GLOBAL SCORE:



DASHBOARD FOR SUSTAINABLE ENERGY*

Access to electricity: **12%** of population

Access to clean cooking: **0%** of population

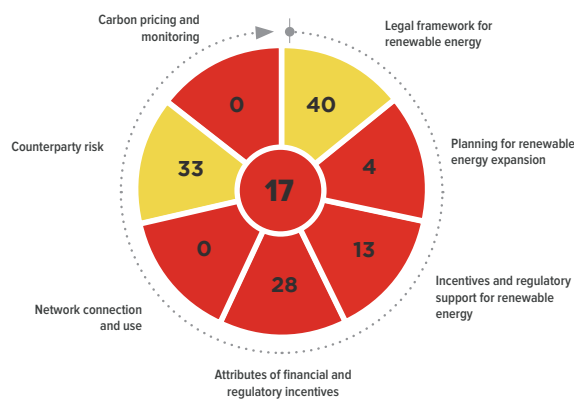
Renewable energy: **85%** of Total Final Energy Consumption

Energy efficiency: **7.62** MJ per US\$ PPP 2017

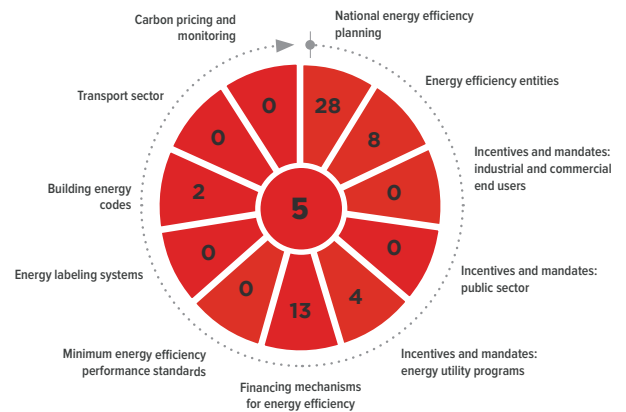


RISE scores (out of 100) per pillar 2021

RENEWABLE ENERGY



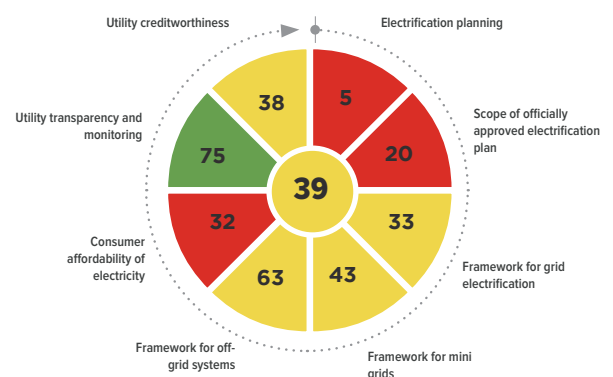
ENERGY EFFICIENCY



CLEAN COOKING



ELECTRICITY ACCESS



Note: The overall country score is based on the average score of Electricity Access, Clean Cooking, Energy Efficiency and Renewable Energy indicators.

*<https://trackingsdg7.esmap.org>

Source: World Bank, RISE 2022