

FIGURE 1 Overall Scores

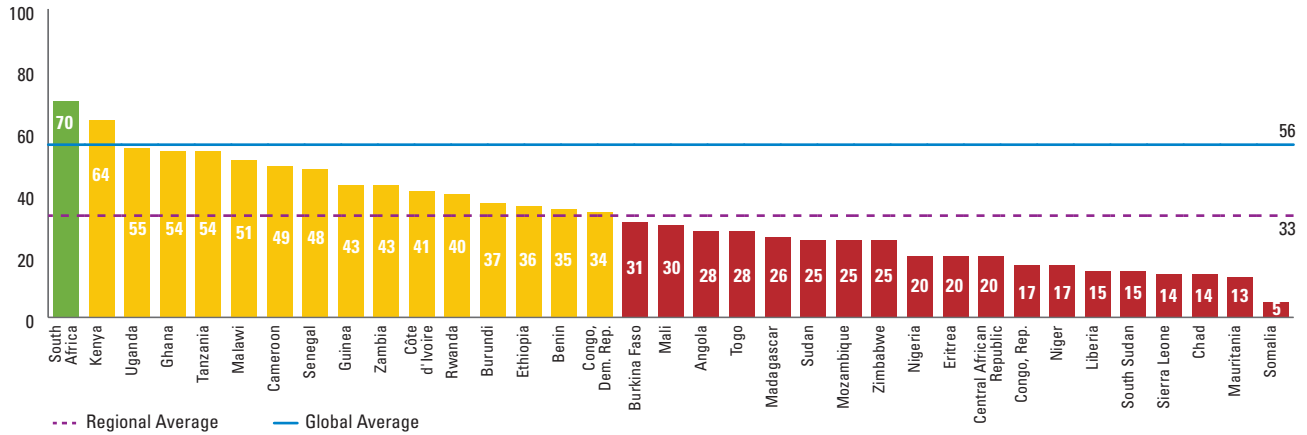
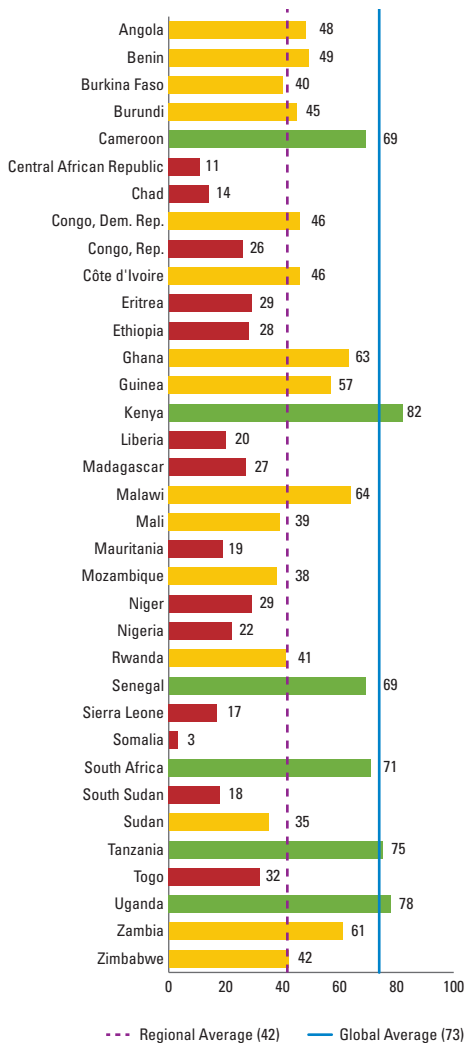
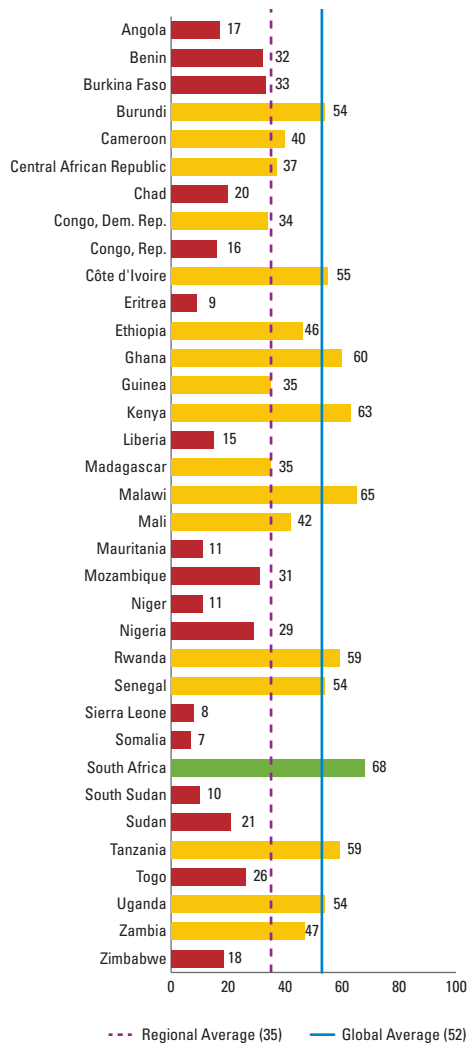


FIGURE 2 Pillar Scores

Energy Access Scores



Renewable Energy Scores



Energy Efficiency Scores

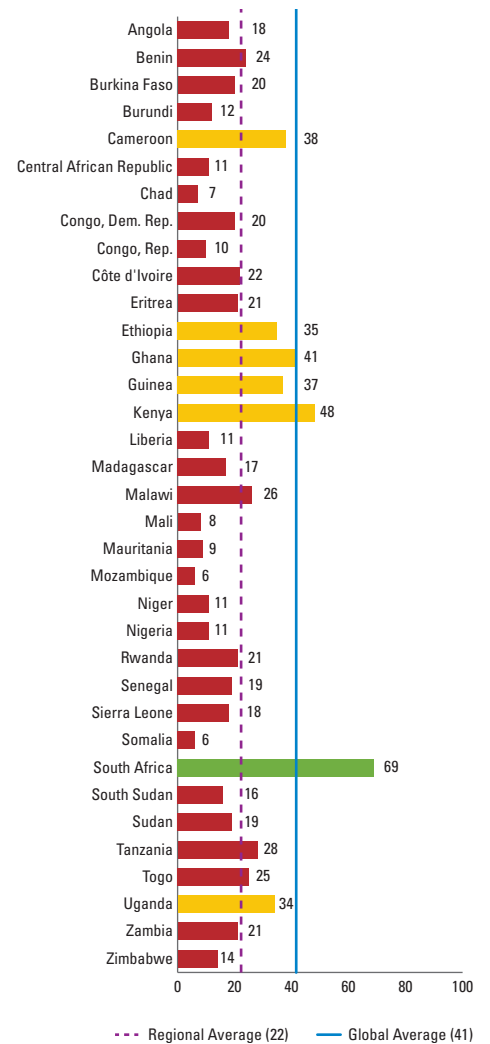
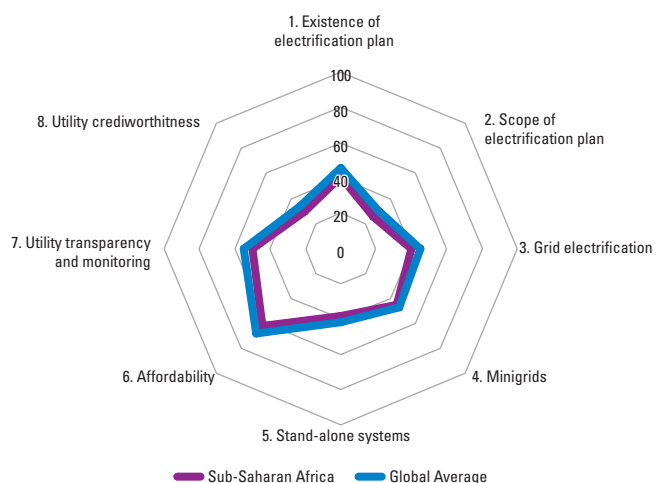
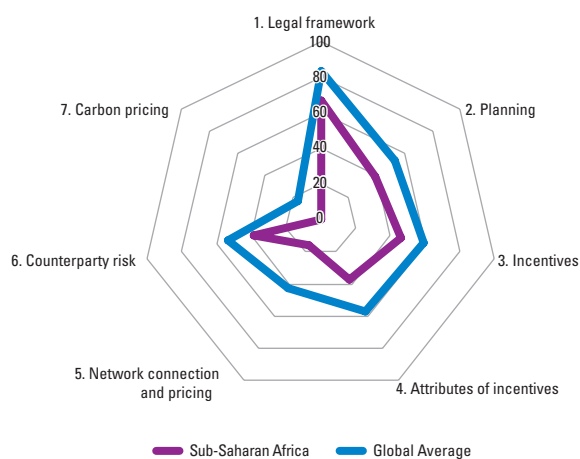


FIGURE 3 Indicator Scores

Energy Access



Renewable Energy



Energy Efficiency

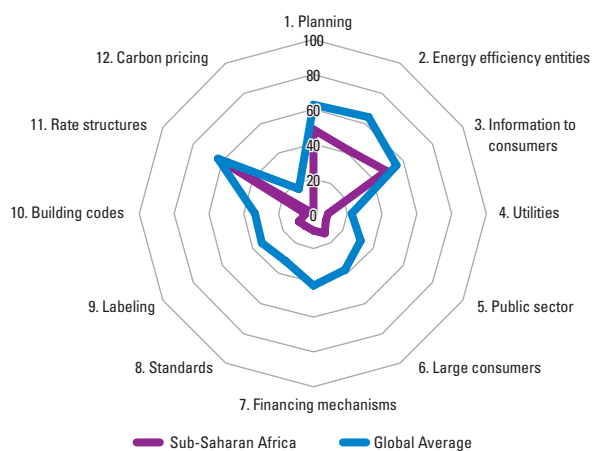


FIGURE 4 Administrative Procedures

Time to establish a household grid connection

Country	Number of days - urban households	Number of days - rural households
Angola	19	33
Benin	17	220
Burkina Faso	92	39
Burundi	17	10
Cameroon	34	84
Central African Republic	33	49
Chad	11	28
Congo, Dem. Rep.	52	25
Congo, Rep.	56	26
Côte d'Ivoire	24	26
Eritrea	323	147
Ethiopia	64	44
Ghana	26	60
Guinea	3	4
Kenya	128	98
Liberia	97	134
Madagascar	257	253
Malawi	314	261
Mali	72	13
Mauritania	24	27
Mozambique	49	68
Niger	81	85
Nigeria	220	19
Rwanda	6	5
Senegal	13	25
Sierra Leone	250	3
Somalia	3	3
South Africa	107	180
South Sudan	10	No data available
Sudan	75	75
Tanzania	74	74
Togo	30	17
Uganda	16	25
Zambia	115	233
Zimbabwe	277	321

Time to develop RE project <5MW

Country	Number of days
Kenya	1,107
Rwanda	432
South Africa	1,430

Time to certify appliance according to EE standards

Country	Number of days
Ghana	12