





































Regulatory Indicators for Sustainable Energy (RISE)

2016

Energy Access

Indicator 1: Existence and monitoring of officially approved electrification plan			
 Afghanistan	0	 Algeria	100
 Angola	80	 Argentina	100
 Armenia	100	 Australia	100
 Austria	100	 Bahrain	100
 Bangladesh	80	 Belarus	100
 Belgium	100	 Benin	80
 Bolivia	100	 Brazil	100
 Burkina Faso	80	 Burundi	0
 Cambodia	80	 Cameroon	80
 Canada	100	 Central African Republic	0
 Chad	0	 Chile	100
 China	100	 Colombia	100
 Congo, Dem. Rep.	0	 Congo, Rep.	60
 Czech Republic	100	 Côte d'Ivoire	40
 Denmark	100	 Dominican Republic	100
 Ecuador	100	 Egypt, Arab Rep.	100
 Eritrea	60	 Ethiopia	0





Regulatory Indicators for Sustainable Energy (RISE)

 Finland	100	 France	100
 Germany	100	 Ghana	80
 Greece	100	 Guatemala	100
 Guinea	80	 Haiti	0
 Honduras	60	 India	80
 Indonesia	100	 Iran, Islamic Rep.	100
 Italy	100	 Japan	100
 Jordan	100	 Kazakhstan	100
 Kenya	100	 Korea, Rep.	100
 Kuwait	100	 Kyrgyz Republic	100
 Lao PDR	60	 Lebanon	100
 Liberia	0	 Madagascar	0
 Malawi	80	 Malaysia	100
 Maldives	100	 Mali	0
 Mauritania	0	 Mexico	100
 Mongolia	0	 Morocco	100
 Mozambique	0	 Myanmar	100
 Nepal	0	 Netherlands	100
 Nicaragua	100	 Niger	0
 Nigeria	0	 Pakistan	0
 Peru	80	 Philippines	100
 Poland	100	 Qatar	100









































Regulatory Indicators for Sustainable Energy (RISE)

 Romania	100	 Russian Federation	100
 Rwanda	80	 Saudi Arabia	100
 Senegal	100	 Sierra Leone	0
 Solomon Islands	0	 Somalia	0
 South Africa	100	 South Sudan	0
 Spain	100	 Sri Lanka	80
 Sudan	0	 Sweden	100
 Switzerland	100	 Tajikistan	100
 Tanzania	100	 Thailand	100
 Togo	0	 Tunisia	100
 Turkey	100	 Uganda	100
 Ukraine	100	 United Arab Emirates	100
 United Kingdom	100	 United States	100
 Uzbekistan	100	 Vanuatu	80
 Venezuela, RB	100	 Vietnam	100
 Yemen, Rep.	0	 Zambia	80
 Zimbabwe	40		





















Indicator 2: Scope of officially approved electrification plan

 Afghanistan	0	 Algeria	100
 Angola	50	 Argentina	100


























Regulatory Indicators for Sustainable Energy (RISE)

 Armenia	100	 Australia	100
 Austria	100	 Bahrain	100
 Bangladesh	25	 Belarus	100
 Belgium	100	 Benin	50
 Bolivia	100	 Brazil	100
 Burkina Faso	50	 Burundi	0
 Cambodia	37.5	 Cameroon	87.5
 Canada	100	 Central African Republic	0
 Chad	0	 Chile	100
 China	100	 Colombia	100
 Congo, Dem. Rep.	0	 Congo, Rep.	0
 Czech Republic	100	 Côte d'Ivoire	0
 Denmark	100	 Dominican Republic	100
 Ecuador	100	 Egypt, Arab Rep.	100
 Eritrea	50	 Ethiopia	0
 Finland	100	 France	100
 Germany	100	 Ghana	50
 Greece	100	 Guatemala	75
 Guinea	75	 Haiti	0
 Honduras	50	 India	75















Regulatory Indicators for Sustainable Energy (RISE)

 Indonesia	75	 Iran, Islamic Rep.	100
 Italy	100	 Japan	100
 Jordan	100	 Kazakhstan	100
 Kenya	50	 Korea, Rep.	100
 Kuwait	100	 Kyrgyz Republic	100
 Lao PDR	50	 Lebanon	100
 Liberia	0	 Madagascar	0
 Malawi	37.5	 Malaysia	100
 Maldives	100	 Mali	0
 Mauritania	0	 Mexico	100
 Mongolia	0	 Morocco	100
 Mozambique	0	 Myanmar	37.5
 Nepal	0	 Netherlands	100
 Nicaragua	50	 Niger	0
 Nigeria	0	 Pakistan	0
 Peru	62.5	 Philippines	75
 Poland	100	 Qatar	100
 Romania	100	 Russian Federation	100
 Rwanda	50	 Saudi Arabia	100
 Senegal	87.5	 Sierra Leone	0
 Solomon Islands	0	 Somalia	0







































Regulatory Indicators for Sustainable Energy (RISE)

 South Africa	37.5	 South Sudan	0
 Spain	100	 Sri Lanka	87.5
 Sudan	0	 Sweden	100
 Switzerland	100	 Tajikistan	100
 Tanzania	50	 Thailand	100
 Togo	0	 Tunisia	100
 Turkey	100	 Uganda	62.5
 Ukraine	100	 United Arab Emirates	100
 United Kingdom	100	 United States	100
 Uzbekistan	100	 Vanuatu	50
 Venezuela, RB	100	 Vietnam	100
 Yemen, Rep.	0	 Zambia	75
 Zimbabwe	50		




Indicator 3: Framework for grid electrification

 Afghanistan	33.33	 Algeria	100
 Angola	33.33	 Argentina	100
 Armenia	100	 Australia	100
 Austria	100	 Bahrain	100
 Bangladesh	33.33	 Belarus	100
 Belgium	100	 Benin	33.33
 Bolivia	100	 Brazil	100









Regulatory Indicators for Sustainable Energy (RISE)

 Burkina Faso	33.33	 Burundi	16.67
 Cambodia	100	 Cameroon	33.33
 Canada	100	 Central African Republic	0
 Chad	16.67	 Chile	100
 China	100	 Colombia	100
 Congo, Dem. Rep.	33.33	 Congo, Rep.	33.33
 Czech Republic	100	 Côte d'Ivoire	50
 Denmark	100	 Dominican Republic	100
 Ecuador	100	 Egypt, Arab Rep.	100
 Eritrea	33.33	 Ethiopia	50
 Finland	100	 France	100
 Germany	100	 Ghana	33.33
 Greece	100	 Guatemala	50
 Guinea	16.67	 Haiti	0
 Honduras	50	 India	100
 Indonesia	33.33	 Iran, Islamic Rep.	100
 Italy	100	 Japan	100
 Jordan	100	 Kazakhstan	100
 Kenya	66.67	 Korea, Rep.	100





















Regulatory Indicators for Sustainable Energy (RISE)

 Kuwait	100	 Kyrgyz Republic	100
 Lao PDR	16.67	 Lebanon	100
 Liberia	16.67	 Madagascar	33.33
 Malawi	33.33	 Malaysia	100
 Maldives	100	 Mali	33.33
 Mauritania	33.33	 Mexico	100
 Mongolia	100	 Morocco	100
 Mozambique	16.67	 Myanmar	33.33
 Nepal	33.33	 Netherlands	100
 Nicaragua	100	 Niger	16.67
 Nigeria	16.67	 Pakistan	83.33
 Peru	83.33	 Philippines	66.67
 Poland	100	 Qatar	100
 Romania	100	 Russian Federation	100
 Rwanda	66.67	 Saudi Arabia	100
 Senegal	100	 Sierra Leone	0
 Solomon Islands	33.33	 Somalia	0
 South Africa	100	 South Sudan	0
 Spain	100	 Sri Lanka	66.67
 Sudan	100	 Sweden	100
 Switzerland	100	 Tajikistan	100




















Regulatory Indicators for Sustainable Energy (RISE)

 Tanzania	100	 Thailand	100
 Togo	66.67	 Tunisia	100
 Turkey	100	 Uganda	66.67
 Ukraine	100	 United Arab Emirates	100
 United Kingdom	100	 United States	100
 Uzbekistan	100	 Vanuatu	66.67
 Venezuela, RB	100	 Vietnam	100
 Yemen, Rep.	33.33	 Zambia	66.67
 Zimbabwe	16.67		


































Indicator 4: Framework for minigrids

 Afghanistan	35	 Algeria	100
 Angola	52.5	 Argentina	100
 Armenia	100	 Australia	100
 Austria	100	 Bahrain	100
 Bangladesh	74.17	 Belarus	100
 Belgium	100	 Benin	68.33
 Bolivia	100	 Brazil	100
 Burkina Faso	57.5	 Burundi	47.5
 Cambodia	65	 Cameroon	65
 Canada	100	 Central African Republic	10










Regulatory Indicators for Sustainable Energy (RISE)

 Chad	30	 Chile	100
 China	100	 Colombia	100
 Congo, Dem. Rep.	52.5	 Congo, Rep.	10
 Czech Republic	100	 Côte d'Ivoire	22.5
 Denmark	100	 Dominican Republic	100
 Ecuador	100	 Egypt, Arab Rep.	100
 Eritrea	5	 Ethiopia	40
 Finland	100	 France	100
 Germany	100	 Ghana	30
 Greece	100	 Guatemala	39.17
 Guinea	68.33	 Haiti	42.5
 Honduras	43.33	 India	76.67
 Indonesia	22.5	 Iran, Islamic Rep.	100
 Italy	100	 Japan	100
 Jordan	100	 Kazakhstan	100
 Kenya	65.83	 Korea, Rep.	100
 Kuwait	100	 Kyrgyz Republic	100
 Lao PDR	39.17	 Lebanon	100
 Liberia	30	 Madagascar	78.33
 Malawi	74.17	 Malaysia	100





























Regulatory Indicators for Sustainable Energy (RISE)

 Maldives	100	 Mali	55.83
 Mauritania	47.5	 Mexico	100
 Mongolia	51.67	 Morocco	100
 Mozambique	35	 Myanmar	47.5
 Nepal	56.67	 Netherlands	100
 Nicaragua	81.67	 Niger	47.5
 Nigeria	35	 Pakistan	74.17
 Peru	10	 Philippines	85
 Poland	100	 Qatar	100
 Romania	100	 Russian Federation	100
 Rwanda	65.83	 Saudi Arabia	100
 Senegal	71.67	 Sierra Leone	35
 Solomon Islands	55.83	 Somalia	5
 South Africa	10	 South Sudan	30
 Spain	100	 Sri Lanka	59.17
 Sudan	35	 Sweden	100
 Switzerland	100	 Tajikistan	100
 Tanzania	95.83	 Thailand	100
 Togo	10	 Tunisia	100
 Turkey	100	 Uganda	64.17
 Ukraine	100	 United Arab Emirates	100






Regulatory Indicators for Sustainable Energy (RISE)

 United Kingdom	100	 United States	100
 Uzbekistan	100	 Vanuatu	47.5
 Venezuela, RB	100	 Vietnam	100
 Yemen, Rep.	19.17	 Zambia	42.5
 Zimbabwe	69.17		










































Indicator 5: Framework for stand-alone systems

 Afghanistan	44.44	 Algeria	100
 Angola	62.22	 Argentina	100
 Armenia	100	 Australia	100
 Austria	100	 Bahrain	100
 Bangladesh	80	 Belarus	100
 Belgium	100	 Benin	35.56
 Bolivia	100	 Brazil	100
 Burkina Faso	22.22	 Burundi	11.11
 Cambodia	93.33	 Cameroon	73.33
 Canada	100	 Central African Republic	11.11
 Chad	11.11	 Chile	100
 China	100	 Colombia	100
 Congo, Dem. Rep.	82.22	 Congo, Rep.	11.11
 Czech Republic	100	 Côte d'Ivoire	35.56

Regulatory Indicators for Sustainable Energy (RISE)
































 Denmark	100	 Dominican Republic	100
 Ecuador	100	 Egypt, Arab Rep.	100
 Eritrea	17.78	 Ethiopia	68.89
 Finland	100	 France	100
 Germany	100	 Ghana	93.33
 Greece	100	 Guatemala	33.33
 Guinea	17.78	 Haiti	11.11
 Honduras	22.22	 India	68.89
 Indonesia	11.11	 Iran, Islamic Rep.	100
 Italy	100	 Japan	100
 Jordan	100	 Kazakhstan	100
 Kenya	93.33	 Korea, Rep.	100
 Kuwait	100	 Kyrgyz Republic	100
 Lao PDR	11.11	 Lebanon	100
 Liberia	55.56	 Madagascar	22.22
 Malawi	75.56	 Malaysia	100
 Maldives	100	 Mali	11.11
 Mauritania	11.11	 Mexico	100
 Mongolia	22.22	 Morocco	100
 Mozambique	11.11	 Myanmar	66.67
 Nepal	88.89	 Netherlands	100

Regulatory Indicators for Sustainable Energy (RISE)

 Nicaragua	55.56	 Niger	22.22
 Nigeria	22.22	 Pakistan	73.33
 Peru	44.44	 Philippines	62.22
 Poland	100	 Qatar	100
 Romania	100	 Russian Federation	100
 Rwanda	44.44	 Saudi Arabia	100
 Senegal	35.56	 Sierra Leone	44.44
 Solomon Islands	22.22	 Somalia	22.22
 South Africa	75.56	 South Sudan	11.11
 Spain	100	 Sri Lanka	48.89
 Sudan	11.11	 Sweden	100
 Switzerland	100	 Tajikistan	100
 Tanzania	73.33	 Thailand	100
 Togo	11.11	 Tunisia	100
 Turkey	100	 Uganda	93.33
 Ukraine	100	 United Arab Emirates	100
 United Kingdom	100	 United States	100
 Uzbekistan	100	 Vanuatu	62.22
 Venezuela, RB	100	 Vietnam	100
 Yemen, Rep.	22.22	 Zambia	28.89
 Zimbabwe	22.22		

Regulatory Indicators for Sustainable Energy (RISE)
































Indicator 6: Consumer affordability of electricity

 Afghanistan	50	 Algeria	100
 Angola	100	 Argentina	100
 Armenia	100	 Australia	100
 Austria	100	 Bahrain	100
 Bangladesh	100	 Belarus	100
 Belgium	100	 Benin	74.53
 Bolivia	100	 Brazil	100
 Burkina Faso	0	 Burundi	100
 Cambodia	50	 Cameroon	100
 Canada	100	 Central African Republic	0
 Chad	50	 Chile	100
 China	100	 Colombia	100
 Congo, Dem. Rep.	100	 Congo, Rep.	50
 Czech Republic	100	 Côte d'Ivoire	100
 Denmark	100	 Dominican Republic	100
 Ecuador	100	 Egypt, Arab Rep.	100
 Eritrea	48.4	 Ethiopia	50
 Finland	100	 France	100
 Germany	100	 Ghana	100







Regulatory Indicators for Sustainable Energy (RISE)

 Greece	100	 Guatemala	100
 Guinea	100	 Haiti	50
 Honduras	50	 India	100
 Indonesia	100	 Iran, Islamic Rep.	100
 Italy	100	 Japan	100
 Jordan	100	 Kazakhstan	100
 Kenya	100	 Korea, Rep.	100
 Kuwait	100	 Kyrgyz Republic	100
 Lao PDR	100	 Lebanon	100
 Liberia	0	 Madagascar	50
 Malawi	28.54	 Malaysia	100
 Maldives	100	 Mali	100
 Mauritania	50	 Mexico	100
 Mongolia	50	 Morocco	100
 Mozambique	100	 Myanmar	100
 Nepal	95.28	 Netherlands	100
 Nicaragua	100	 Niger	44.51
 Nigeria	100	 Pakistan	100
 Peru	100	 Philippines	100
 Poland	100	 Qatar	100
 Romania	100	 Russian Federation	100


































Regulatory Indicators for Sustainable Energy (RISE)

 Rwanda	0	 Saudi Arabia	100
 Senegal	50	 Sierra Leone	50
 Solomon Islands	17.15	 Somalia	0
 South Africa	100	 South Sudan	41.98
 Spain	100	 Sri Lanka	100
 Sudan	50	 Sweden	100
 Switzerland	100	 Tajikistan	100
 Tanzania	100	 Thailand	100
 Togo	50	 Tunisia	100
 Turkey	100	 Uganda	100
 Ukraine	100	 United Arab Emirates	100
 United Kingdom	100	 United States	100
 Uzbekistan	100	 Vanuatu	50
 Venezuela, RB	100	 Vietnam	100
 Yemen, Rep.	50	 Zambia	50
 Zimbabwe	50		

Indicator 7: Utility Transparency and Monitoring

 Afghanistan	29.16	 Algeria	100
 Angola	8.33	 Argentina	100
 Armenia	100	 Australia	100
























Regulatory Indicators for Sustainable Energy (RISE)

 Austria	100	 Bahrain	100
 Bangladesh	99.99	 Belarus	100
 Belgium	100	 Benin	37.5
 Bolivia	100	 Brazil	100
 Burkina Faso	41.66	 Burundi	87.49
 Cambodia	45.83	 Cameroon	66.66
 Canada	100	 Central African Republic	16.67
 Chad	4.17	 Chile	100
 China	100	 Colombia	100
 Congo, Dem. Rep.	41.66	 Congo, Rep.	41.66
 Czech Republic	100	 Côte d'Ivoire	87.49
 Denmark	100	 Dominican Republic	100
 Ecuador	100	 Egypt, Arab Rep.	100
 Eritrea	16.67	 Ethiopia	16.67
 Finland	100	 France	100
 Germany	100	 Ghana	99.99
 Greece	100	 Guatemala	62.49
 Guinea	66.66	 Haiti	0
 Honduras	20.83	 India	95.82
 Indonesia	99.99	 Iran, Islamic Rep.	100

















Regulatory Indicators for Sustainable Energy (RISE)

 Italy	100	 Japan	100
 Jordan	100	 Kazakhstan	100
 Kenya	95.82	 Korea, Rep.	100
 Kuwait	100	 Kyrgyz Republic	100
 Lao PDR	70.83	 Lebanon	100
 Liberia	25	 Madagascar	33.33
 Malawi	83.33	 Malaysia	100
 Maldives	100	 Mali	62.49
 Mauritania	8.33	 Mexico	100
 Mongolia	87.49	 Morocco	100
 Mozambique	83.33	 Myanmar	8.33
 Nepal	66.66	 Netherlands	100
 Nicaragua	58.33	 Niger	66.66
 Nigeria	0	 Pakistan	95.82
 Peru	91.66	 Philippines	87.49
 Poland	100	 Qatar	100
 Romania	100	 Russian Federation	100
 Rwanda	20.83	 Saudi Arabia	100
 Senegal	95.82	 Sierra Leone	8.33
 Solomon Islands	87.49	 Somalia	0
 South Africa	95.82	 South Sudan	62.49




































Regulatory Indicators for Sustainable Energy (RISE)

 Spain	100	 Sri Lanka	87.49
 Sudan	50	 Sweden	100
 Switzerland	100	 Tajikistan	100
 Tanzania	83.33	 Thailand	100
 Togo	50	 Tunisia	100
 Turkey	100	 Uganda	79.16
 Ukraine	100	 United Arab Emirates	100
 United Kingdom	100	 United States	100
 Uzbekistan	100	 Vanuatu	25
 Venezuela, RB	100	 Vietnam	100
 Yemen, Rep.	29.16	 Zambia	66.66
 Zimbabwe	83.33		






Indicator 8: Utility Creditworthiness

 Afghanistan	0	 Algeria	100
 Angola	0	 Argentina	100
 Armenia	100	 Australia	100
 Austria	100	 Bahrain	100
 Bangladesh	53.58	 Belarus	100
 Belgium	100	 Benin	15.83
 Bolivia	100	 Brazil	100
 Burkina Faso	33.94	 Burundi	100














Regulatory Indicators for Sustainable Energy (RISE)

 Cambodia	90.37	 Cameroon	50
 Canada	100	 Central African Republic	50
 Chad	0	 Chile	100
 China	100	 Colombia	100
 Congo, Dem. Rep.	59.63	 Congo, Rep.	0
 Czech Republic	100	 Côte d'Ivoire	33.83
 Denmark	100	 Dominican Republic	100
 Ecuador	100	 Egypt, Arab Rep.	100
 Eritrea	0	 Ethiopia	0
 Finland	100	 France	100
 Germany	100	 Ghana	14.29
 Greece	100	 Guatemala	87.04
 Guinea	34.63	 Haiti	0
 Honduras	0	 India	76.49
 Indonesia	50	 Iran, Islamic Rep.	100
 Italy	100	 Japan	100
 Jordan	100	 Kazakhstan	100
 Kenya	85.56	 Korea, Rep.	100
 Kuwait	100	 Kyrgyz Republic	100

























Regulatory Indicators for Sustainable Energy (RISE)

 Lao PDR	25	 Lebanon	100
 Liberia	36.11	 Madagascar	0
 Malawi	100	 Malaysia	100
 Maldives	100	 Mali	50
 Mauritania	0	 Mexico	100
 Mongolia	0	 Morocco	100
 Mozambique	59.17	 Myanmar	75
 Nepal	0.01	 Netherlands	100
 Nicaragua	0	 Niger	33.88
 Nigeria	0	 Pakistan	44.65
 Peru	63.15	 Philippines	81.57
 Poland	100	 Qatar	100
 Romania	100	 Russian Federation	100
 Rwanda	0	 Saudi Arabia	100
 Senegal	14.66	 Sierra Leone	0
 Solomon Islands	100	 Somalia	0
 South Africa	51.25	 South Sudan	0
 Spain	100	 Sri Lanka	9.42
 Sudan	37.5	 Sweden	100
 Switzerland	100	 Tajikistan	100
 Tanzania	0	 Thailand	100
 Togo	67.86	 Tunisia	100









































Regulatory Indicators for Sustainable Energy (RISE)

 Turkey	100	 Uganda	59.06
 Ukraine	100	 United Arab Emirates	100
 United Kingdom	100	 United States	100
 Uzbekistan	100	 Vanuatu	0
 Venezuela, RB	100	 Vietnam	100
 Yemen, Rep.	0	 Zambia	81.86
 Zimbabwe	7.36		






























Overall Score

 Afghanistan	23.99	 Algeria	100
 Angola	48.3	 Argentina	100
 Armenia	100	 Australia	100
 Austria	100	 Bahrain	100
 Bangladesh	68.26	 Belarus	100
 Belgium	100	 Benin	49.39
 Bolivia	100	 Brazil	100
 Burkina Faso	39.83	 Burundi	45.35
 Cambodia	70.25	 Cameroon	69.48
 Canada	100	 Central African Republic	10.97
 Chad	13.99	 Chile	100
 China	100	 Colombia	100






Regulatory Indicators for Sustainable Energy (RISE)

 Congo, Dem. Rep.	46.17	 Congo, Rep.	25.76
 Czech Republic	100	 Côte d'Ivoire	46.17
 Denmark	100	 Dominican Republic	100
 Ecuador	100	 Egypt, Arab Rep.	100
 Eritrea	28.9	 Ethiopia	28.19
 Finland	100	 France	100
 Germany	100	 Ghana	62.62
 Greece	100	 Guatemala	68.38
 Guinea	57.38	 Haiti	12.95
 Honduras	37.05	 India	84.11
 Indonesia	61.49	 Iran, Islamic Rep.	100
 Italy	100	 Japan	100
 Jordan	100	 Kazakhstan	100
 Kenya	82.15	 Korea, Rep.	100
 Kuwait	100	 Kyrgyz Republic	100
 Lao PDR	46.6	 Lebanon	100
 Liberia	20.42	 Madagascar	27.15
 Malawi	64.05	 Malaysia	100
 Maldives	100	 Mali	39.1
 Mauritania	18.78	 Mexico	100

Regulatory Indicators for Sustainable Energy (RISE)


 Mongolia	38.92	 Morocco	100
 Mozambique	38.16	 Myanmar	58.54
 Nepal	42.61	 Netherlands	100
 Nicaragua	68.19	 Niger	28.93
 Nigeria	21.74	 Pakistan	58.91
 Peru	66.89	 Philippines	82.24
 Poland	100	 Qatar	100
 Romania	100	 Russian Federation	100
 Rwanda	40.97	 Saudi Arabia	100
 Senegal	69.4	 Sierra Leone	17.22
 Solomon Islands	39.5	 Somalia	3.4
 South Africa	71.27	 South Sudan	18.2
 Spain	100	 Sri Lanka	67.39
 Sudan	35.45	 Sweden	100
 Switzerland	100	 Tajikistan	100
 Tanzania	75.31	 Thailand	100
 Togo	31.95	 Tunisia	100
 Turkey	100	 Uganda	78.11
 Ukraine	100	 United Arab Emirates	100
 United Kingdom	100	 United States	100
 Uzbekistan	100	 Vanuatu	47.67

Regulatory Indicators for Sustainable Energy (RISE)






































 Venezuela, RB	100	 Vietnam	100
 Yemen, Rep.	19.24	 Zambia	61.45
 Zimbabwe	42.34		

Energy Efficiency





















Indicator 1: National energy efficiency planning

 Afghanistan	33.33	 Algeria	83.33
 Angola	33.33	 Argentina	33.33
 Armenia	66.67	 Australia	66.67
 Austria	75	 Bahrain	0
 Bangladesh	66.67	 Belarus	91.67
 Belgium	66.67	 Benin	75
 Bolivia	33.33	 Brazil	75
 Burkina Faso	100	 Burundi	33.33
 Cambodia	33.33	 Cameroon	100
 Canada	91.67	 Central African Republic	33.33
 Chad	0	 Chile	100
 China	91.67	 Colombia	91.67
 Congo, Dem. Rep.	100	 Congo, Rep.	0
 Côte d'Ivoire	33.33	 Czech Republic	66.67
 Denmark	75	 Dominican Republic	33.33

Regulatory Indicators for Sustainable Energy (RISE)

 Ecuador	66.67	 Egypt, Arab Rep.	100
 Eritrea	66.67	 Ethiopia	100
 Finland	91.67	 France	91.67
 Germany	83.33	 Ghana	75
 Greece	66.67	 Guatemala	50
 Guinea	91.67	 Haiti	33.33
 Honduras	0	 India	83.33
 Indonesia	66.67	 Iran, Islamic Rep.	75
 Italy	91.67	 Japan	75
 Jordan	91.67	 Kazakhstan	100
 Kenya	66.67	 Korea, Rep.	66.67
 Kuwait	100	 Kyrgyz Republic	75
 Lao PDR	0	 Lebanon	100
 Liberia	33.33	 Madagascar	75
 Malawi	33.33	 Malaysia	66.67
 Maldives	0	 Mali	0
 Mauritania	0	 Mexico	66.67
 Mongolia	66.67	 Morocco	91.67
 Mozambique	0	 Myanmar	33.33
 Nepal	0	 Netherlands	100
 Nicaragua	66.67	 Niger	0










































Regulatory Indicators for Sustainable Energy (RISE)

 Nigeria	0	 Pakistan	66.67
 Peru	75	 Philippines	58.33
 Poland	91.67	 Qatar	100
 Romania	100	 Russian Federation	91.67
 Rwanda	66.67	 Saudi Arabia	83.33
 Senegal	66.67	 Sierra Leone	33.33
 Solomon Islands	0	 Somalia	0
 South Africa	100	 South Sudan	75
 Spain	91.67	 Sri Lanka	100
 Sudan	91.67	 Sweden	66.67
 Switzerland	66.67	 Tajikistan	91.67
 Tanzania	91.67	 Thailand	91.67
 Togo	75	 Tunisia	91.67
 Turkey	91.67	 Uganda	0
 Ukraine	66.67	 United Arab Emirates	75
 United Kingdom	100	 United States	100
 Uzbekistan	66.67	 Vanuatu	0
 Venezuela, RB	66.67	 Vietnam	83.33
 Yemen, Rep.	66.67	 Zambia	33.33
 Zimbabwe	0		
































Regulatory Indicators for Sustainable Energy (RISE)

Indicator 2: Energy efficiency entities			
 Afghanistan	57.14	 Algeria	100
 Angola	42.86	 Argentina	71.43
 Armenia	57.14	 Australia	71.43
 Austria	57.14	 Bahrain	100
 Bangladesh	71.43	 Belarus	100
 Belgium	100	 Benin	71.43
 Bolivia	71.43	 Brazil	100
 Burkina Faso	14.29	 Burundi	14.29
 Cambodia	100	 Cameroon	100
 Canada	85.71	 Central African Republic	0
 Chad	0	 Chile	71.43
 China	85.71	 Colombia	85.71
 Congo, Dem. Rep.	14.29	 Congo, Rep.	0
 Côte d'Ivoire	100	 Czech Republic	85.71
 Denmark	100	 Dominican Republic	14.29
 Ecuador	85.71	 Egypt, Arab Rep.	71.43
 Eritrea	100	 Ethiopia	100
 Finland	100	 France	85.71
 Germany	100	 Ghana	85.71







Regulatory Indicators for Sustainable Energy (RISE)

 Greece	85.71	 Guatemala	14.29
 Guinea	71.43	 Haiti	14.29
 Honduras	71.43	 India	85.71
 Indonesia	85.71	 Iran, Islamic Rep.	85.71
 Italy	71.43	 Japan	71.43
 Jordan	85.71	 Kazakhstan	100
 Kenya	100	 Korea, Rep.	100
 Kuwait	28.57	 Kyrgyz Republic	100
 Lao PDR	28.57	 Lebanon	85.71
 Liberia	0	 Madagascar	14.29
 Malawi	85.71	 Malaysia	85.71
 Maldives	0	 Mali	14.29
 Mauritania	14.29	 Mexico	100
 Mongolia	28.57	 Morocco	57.14
 Mozambique	0	 Myanmar	28.57
 Nepal	42.86	 Netherlands	100
 Nicaragua	71.43	 Niger	28.57
 Nigeria	0	 Pakistan	100
 Peru	57.14	 Philippines	42.86
 Poland	71.43	 Qatar	85.71
 Romania	100	 Russian Federation	100









































Regulatory Indicators for Sustainable Energy (RISE)

 Rwanda	28.57	 Saudi Arabia	100
 Senegal	28.57	 Sierra Leone	42.86
 Solomon Islands	57.14	 Somalia	0
 South Africa	100	 South Sudan	0
 Spain	57.14	 Sri Lanka	100
 Sudan	42.86	 Sweden	71.43
 Switzerland	71.43	 Tajikistan	100
 Tanzania	71.43	 Thailand	100
 Togo	28.57	 Tunisia	100
 Turkey	85.71	 Uganda	100
 Ukraine	71.43	 United Arab Emirates	100
 United Kingdom	57.14	 United States	100
 Uzbekistan	100	 Vanuatu	28.57
 Venezuela, RB	71.43	 Vietnam	100
 Yemen, Rep.	0	 Zambia	42.86
 Zimbabwe	0		











































Indicator 3: Information provided to consumers about electricity usage

 Afghanistan	60.42	 Algeria	58.33
 Angola	56.25	 Argentina	29.17
 Armenia	62.5	 Australia	58.33
























Regulatory Indicators for Sustainable Energy (RISE)

 Austria	51.39	 Bahrain	60.42
 Bangladesh	33.33	 Belarus	56.25
 Belgium	61.11	 Benin	41.67
 Bolivia	56.94	 Brazil	62.5
 Burkina Faso	41.67	 Burundi	53.47
 Cambodia	75	 Cameroon	41.67
 Canada	68.75	 Central African Republic	54.17
 Chad	40.28	 Chile	62.5
 China	41.67	 Colombia	62.5
 Congo, Dem. Rep.	60.42	 Congo, Rep.	33.33
 Côte d'Ivoire	40.97	 Czech Republic	59.72
 Denmark	93.75	 Dominican Republic	62.5
 Ecuador	62.5	 Egypt, Arab Rep.	41.67
 Eritrea	54.17	 Ethiopia	54.17
 Finland	62.5	 France	75
 Germany	50	 Ghana	47.92
 Greece	40.28	 Guatemala	68.75
 Guinea	52.78	 Haiti	54.17
 Honduras	45.83	 India	62.5
 Indonesia	62.5	 Iran, Islamic Rep.	52.08

















Regulatory Indicators for Sustainable Energy (RISE)

 Italy	61.11	 Japan	68.75
 Jordan	62.5	 Kazakhstan	33.33
 Kenya	60.42	 Korea, Rep.	79.17
 Kuwait	54.17	 Kyrgyz Republic	50
 Lao PDR	27.78	 Lebanon	39.58
 Liberia	60.42	 Madagascar	37.5
 Malawi	41.67	 Malaysia	50
 Maldives	62.5	 Mali	54.17
 Mauritania	62.5	 Mexico	57.64
 Mongolia	75	 Morocco	54.17
 Mozambique	41.67	 Myanmar	41.67
 Nepal	45.83	 Netherlands	93.75
 Nicaragua	62.5	 Niger	41.67
 Nigeria	93.75	 Pakistan	62.5
 Peru	66.67	 Philippines	66.67
 Poland	41.67	 Qatar	54.17
 Romania	83.33	 Russian Federation	54.17
 Rwanda	27.78	 Saudi Arabia	62.5
 Senegal	40.97	 Sierra Leone	54.17
 Solomon Islands	52.08	 Somalia	33.33
 South Africa	29.17	 South Sudan	47.92







































Regulatory Indicators for Sustainable Energy (RISE)

 Spain	61.81	 Sri Lanka	50
 Sudan	56.25	 Sweden	75
 Switzerland	61.11	 Tajikistan	56.25
 Tanzania	59.72	 Thailand	62.5
 Togo	50	 Tunisia	50
 Turkey	62.5	 Uganda	41.67
 Ukraine	33.33	 United Arab Emirates	83.33
 United Kingdom	75	 United States	75
 Uzbekistan	56.25	 Vanuatu	60.42
 Venezuela, RB	68.75	 Vietnam	62.5
 Yemen, Rep.	41.67	 Zambia	54.17
 Zimbabwe	62.5		












































Indicator 4: EE incentives from electricity rate structures

 Afghanistan	33.33	 Algeria	68.52
 Angola	50	 Argentina	53.7
 Armenia	66.67	 Australia	96.3
 Austria	66.67	 Bahrain	44.44
 Bangladesh	53.7	 Belarus	59.26
 Belgium	88.89	 Benin	81.48
 Bolivia	55.56	 Brazil	66.67
 Burkina Faso	85.19	 Burundi	48.15














Regulatory Indicators for Sustainable Energy (RISE)

 Cambodia	44.44	 Cameroon	88.89
 Canada	74.07	 Central African Republic	44.44
 Chad	44.44	 Chile	100
 China	77.78	 Colombia	37.04
 Congo, Dem. Rep.	66.67	 Congo, Rep.	75.93
 Côte d'Ivoire	88.89	 Czech Republic	77.78
 Denmark	77.78	 Dominican Republic	62.96
 Ecuador	66.67	 Egypt, Arab Rep.	57.41
 Eritrea	33.33	 Ethiopia	44.44
 Finland	66.67	 France	77.78
 Germany	59.26	 Ghana	66.67
 Greece	48.15	 Guatemala	22.22
 Guinea	51.85	 Haiti	51.85
 Honduras	57.41	 India	77.78
 Indonesia	44.44	 Iran, Islamic Rep.	61.11
 Italy	92.59	 Japan	81.48
 Jordan	55.56	 Kazakhstan	77.78
 Kenya	48.15	 Korea, Rep.	81.48
 Kuwait	44.44	 Kyrgyz Republic	37.04

























Regulatory Indicators for Sustainable Energy (RISE)

 Lao PDR	37.04	 Lebanon	57.41
 Liberia	33.33	 Madagascar	72.22
 Malawi	44.44	 Malaysia	77.78
 Maldives	44.44	 Mali	33.33
 Mauritania	33.33	 Mexico	81.48
 Mongolia	77.78	 Morocco	74.07
 Mozambique	33.33	 Myanmar	44.44
 Nepal	77.78	 Netherlands	66.67
 Nicaragua	62.96	 Niger	44.44
 Nigeria	33.33	 Pakistan	74.07
 Peru	48.15	 Philippines	100
 Poland	66.67	 Qatar	40.74
 Romania	96.3	 Russian Federation	88.89
 Rwanda	44.44	 Saudi Arabia	79.63
 Senegal	66.67	 Sierra Leone	88.89
 Solomon Islands	33.33	 Somalia	33.33
 South Africa	90.74	 South Sudan	44.44
 Spain	88.89	 Sri Lanka	81.48
 Sudan	42.59	 Sweden	100
 Switzerland	96.3	 Tajikistan	22.22
 Tanzania	59.26	 Thailand	62.96
 Togo	66.67	 Tunisia	74.07









































Regulatory Indicators for Sustainable Energy (RISE)

 Turkey	57.41	 Uganda	59.26
 Ukraine	70.37	 United Arab Emirates	100
 United Kingdom	77.78	 United States	88.89
 Uzbekistan	48.15	 Vanuatu	48.15
 Venezuela, RB	81.48	 Vietnam	77.78
 Yemen, Rep.	37.04	 Zambia	72.22
 Zimbabwe	81.48		











































Indicator 5: Incentives & mandates: large consumers

 Afghanistan	0	 Algeria	100
 Angola	0	 Argentina	55.56
 Armenia	0	 Australia	66.67
 Austria	94.44	 Bahrain	11.11
 Bangladesh	0	 Belarus	33.33
 Belgium	88.89	 Benin	0
 Bolivia	22.22	 Brazil	0
 Burkina Faso	0	 Burundi	0
 Cambodia	0	 Cameroon	16.67
 Canada	88.89	 Central African Republic	0
 Chad	0	 Chile	22.22
 China	88.89	 Colombia	77.78

Regulatory Indicators for Sustainable Energy (RISE)

 Congo, Dem. Rep.	0	 Congo, Rep.	0
 Côte d'Ivoire	0	 Czech Republic	50
 Denmark	77.78	 Dominican Republic	27.78
 Ecuador	61.11	 Egypt, Arab Rep.	61.11
 Eritrea	0	 Ethiopia	22.22
 Finland	33.33	 France	55.56
 Germany	100	 Ghana	66.67
 Greece	27.78	 Guatemala	16.67
 Guinea	77.78	 Haiti	0
 Honduras	0	 India	88.89
 Indonesia	94.44	 Iran, Islamic Rep.	100
 Italy	61.11	 Japan	88.89
 Jordan	50	 Kazakhstan	66.67
 Kenya	66.67	 Korea, Rep.	88.89
 Kuwait	33.33	 Kyrgyz Republic	16.67
 Lao PDR	0	 Lebanon	33.33
 Liberia	0	 Madagascar	0
 Malawi	33.33	 Malaysia	72.22
 Maldives	0	 Mali	0
 Mauritania	0	 Mexico	100


Regulatory Indicators for Sustainable Energy (RISE)

 Mongolia	11.11	 Morocco	16.67
 Mozambique	0	 Myanmar	11.11
 Nepal	16.67	 Netherlands	88.89
 Nicaragua	33.33	 Niger	0
 Nigeria	0	 Pakistan	33.33
 Peru	33.33	 Philippines	38.89
 Poland	22.22	 Qatar	55.56
 Romania	94.44	 Russian Federation	66.67
 Rwanda	0	 Saudi Arabia	66.67
 Senegal	0	 Sierra Leone	0
 Solomon Islands	0	 Somalia	0
 South Africa	72.22	 South Sudan	0
 Spain	66.67	 Sri Lanka	88.89
 Sudan	0	 Sweden	0
 Switzerland	66.67	 Tajikistan	38.89
 Tanzania	16.67	 Thailand	100
 Togo	33.33	 Tunisia	72.22
 Turkey	61.11	 Uganda	33.33
 Ukraine	16.67	 United Arab Emirates	83.33
 United Kingdom	66.67	 United States	88.89
 Uzbekistan	61.11	 Vanuatu	0














Regulatory Indicators for Sustainable Energy (RISE)

 Venezuela, RB	55.56	 Vietnam	66.67
 Yemen, Rep.	0	 Zambia	0
 Zimbabwe	27.78		






































Indicator 6: Incentives & mandates: public sector

 Afghanistan	0	 Algeria	50
 Angola	25	 Argentina	62.5
 Armenia	50	 Australia	100
 Austria	75	 Bahrain	0
 Bangladesh	0	 Belarus	100
 Belgium	50	 Benin	12.5
 Bolivia	0	 Brazil	25
 Burkina Faso	0	 Burundi	0
 Cambodia	0	 Cameroon	25
 Canada	100	 Central African Republic	0
 Chad	0	 Chile	25
 China	50	 Colombia	0
 Congo, Dem. Rep.	0	 Congo, Rep.	0
 Côte d'Ivoire	0	 Czech Republic	100
 Denmark	100	 Dominican Republic	0
 Ecuador	25	 Egypt, Arab	25

Regulatory Indicators for Sustainable Energy (RISE)

























		Rep.	
 Eritrea	0	 Ethiopia	0
 Finland	50	 France	75
 Germany	75	 Ghana	25
 Greece	75	 Guatemala	25
 Guinea	0	 Haiti	0
 Honduras	0	 India	25
 Indonesia	0	 Iran, Islamic Rep.	75
 Italy	50	 Japan	0
 Jordan	75	 Kazakhstan	0
 Kenya	50	 Korea, Rep.	100
 Kuwait	25	 Kyrgyz Republic	0
 Lao PDR	0	 Lebanon	0
 Liberia	0	 Madagascar	0
 Malawi	0	 Malaysia	75
 Maldives	0	 Mali	0
 Mauritania	0	 Mexico	87.5
 Mongolia	0	 Morocco	0
 Mozambique	0	 Myanmar	0
 Nepal	0	 Netherlands	87.5
 Nicaragua	50	 Niger	0
 Nigeria	0	 Pakistan	0

Regulatory Indicators for Sustainable Energy (RISE)











































 Peru	50	 Philippines	75
 Poland	50	 Qatar	100
 Romania	100	 Russian Federation	100
 Rwanda	50	 Saudi Arabia	25
 Senegal	25	 Sierra Leone	0
 Solomon Islands	0	 Somalia	0
 South Africa	50	 South Sudan	25
 Spain	50	 Sri Lanka	0
 Sudan	0	 Sweden	75
 Switzerland	50	 Tajikistan	100
 Tanzania	0	 Thailand	37.5
 Togo	0	 Tunisia	100
 Turkey	100	 Uganda	0
 Ukraine	0	 United Arab Emirates	25
 United Kingdom	75	 United States	75
 Uzbekistan	50	 Vanuatu	0
 Venezuela, RB	25	 Vietnam	100
 Yemen, Rep.	0	 Zambia	0
 Zimbabwe	0		

Indicator 7: Incentives & mandates: utilities






























Regulatory Indicators for Sustainable Energy (RISE)

 Afghanistan	0	 Algeria	58.33
 Angola	0	 Argentina	41.67
 Armenia	41.67	 Australia	16.67
 Austria	62.5	 Bahrain	0
 Bangladesh	12.5	 Belarus	50
 Belgium	75	 Benin	0
 Bolivia	50	 Brazil	29.17
 Burkina Faso	0	 Burundi	0
 Cambodia	0	 Cameroon	16.67
 Canada	87.5	 Central African Republic	0
 Chad	0	 Chile	0
 China	50	 Colombia	16.67
 Congo, Dem. Rep.	4.17	 Congo, Rep.	0
 Côte d'Ivoire	0	 Czech Republic	25
 Denmark	83.33	 Dominican Republic	0
 Ecuador	70.83	 Egypt, Arab Rep.	16.67
 Eritrea	0	 Ethiopia	25
 Finland	25	 France	62.5
 Germany	0	 Ghana	25
 Greece	29.17	 Guatemala	0









Regulatory Indicators for Sustainable Energy (RISE)

 Guinea	0	 Haiti	0
 Honduras	0	 India	66.67
 Indonesia	0	 Iran, Islamic Rep.	62.5
 Italy	25	 Japan	16.67
 Jordan	0	 Kazakhstan	25
 Kenya	58.33	 Korea, Rep.	50
 Kuwait	0	 Kyrgyz Republic	25
 Lao PDR	0	 Lebanon	12.5
 Liberia	8.33	 Madagascar	0
 Malawi	8.33	 Malaysia	29.17
 Maldives	8.33	 Mali	0
 Mauritania	0	 Mexico	87.5
 Mongolia	8.33	 Morocco	41.67
 Mozambique	0	 Myanmar	0
 Nepal	20.83	 Netherlands	0
 Nicaragua	0	 Niger	16.67
 Nigeria	0	 Pakistan	16.67
 Peru	4.17	 Philippines	58.33
 Poland	0	 Qatar	12.5
 Romania	83.33	 Russian Federation	75
 Rwanda	0	 Saudi Arabia	16.67







































Regulatory Indicators for Sustainable Energy (RISE)

 Senegal	0	 Sierra Leone	0
 Solomon Islands	0	 Somalia	0
 South Africa	87.5	 South Sudan	0
 Spain	50	 Sri Lanka	45.83
 Sudan	0	 Sweden	8.33
 Switzerland	0	 Tajikistan	50
 Tanzania	4.17	 Thailand	62.5
 Togo	50	 Tunisia	33.33
 Turkey	0	 Uganda	12.5
 Ukraine	25	 United Arab Emirates	33.33
 United Kingdom	58.33	 United States	83.33
 Uzbekistan	54.17	 Vanuatu	0
 Venezuela, RB	25	 Vietnam	16.67
 Yemen, Rep.	0	 Zambia	0
 Zimbabwe	0		

Indicator 8: Financing mechanisms for energy efficiency

 Afghanistan	0	 Algeria	50
 Angola	0	 Argentina	33.33
 Armenia	91.67	 Australia	91.67
 Austria	91.67	 Bahrain	0
























Regulatory Indicators for Sustainable Energy (RISE)

 Bangladesh	33.33	 Belarus	75
 Belgium	91.67	 Benin	0
 Bolivia	83.33	 Brazil	50
 Burkina Faso	0	 Burundi	0
 Cambodia	0	 Cameroon	66.67
 Canada	100	 Central African Republic	0
 Chad	0	 Chile	50
 China	100	 Colombia	91.67
 Congo, Dem. Rep.	0	 Congo, Rep.	0
 Côte d'Ivoire	0	 Czech Republic	91.67
 Denmark	83.33	 Dominican Republic	100
 Ecuador	83.33	 Egypt, Arab Rep.	66.67
 Eritrea	0	 Ethiopia	66.67
 Finland	50	 France	75
 Germany	91.67	 Ghana	0
 Greece	25	 Guatemala	50
 Guinea	0	 Haiti	16.67
 Honduras	0	 India	91.67
 Indonesia	16.67	 Iran, Islamic Rep.	50

















Regulatory Indicators for Sustainable Energy (RISE)

 Italy	100	 Japan	91.67
 Jordan	100	 Kazakhstan	75
 Kenya	0	 Korea, Rep.	83.33
 Kuwait	0	 Kyrgyz Republic	50
 Lao PDR	0	 Lebanon	66.67
 Liberia	0	 Madagascar	0
 Malawi	50	 Malaysia	50
 Maldives	50	 Mali	0
 Mauritania	0	 Mexico	83.33
 Mongolia	33.33	 Morocco	83.33
 Mozambique	0	 Myanmar	0
 Nepal	0	 Netherlands	100
 Nicaragua	33.33	 Niger	0
 Nigeria	0	 Pakistan	0
 Peru	0	 Philippines	0
 Poland	75	 Qatar	0
 Romania	83.33	 Russian Federation	100
 Rwanda	0	 Saudi Arabia	0
 Senegal	0	 Sierra Leone	0
 Solomon Islands	0	 Somalia	0
 South Africa	100	 South Sudan	0







































Regulatory Indicators for Sustainable Energy (RISE)

 Spain	100	 Sri Lanka	100
 Sudan	0	 Sweden	16.67
 Switzerland	91.67	 Tajikistan	33.33
 Tanzania	33.33	 Thailand	91.67
 Togo	0	 Tunisia	83.33
 Turkey	83.33	 Uganda	33.33
 Ukraine	83.33	 United Arab Emirates	58.33
 United Kingdom	100	 United States	100
 Uzbekistan	75	 Vanuatu	0
 Venezuela, RB	16.67	 Vietnam	83.33
 Yemen, Rep.	0	 Zambia	0
 Zimbabwe	0		








































Indicator 9: Minimum energy efficiency performance standards

 Afghanistan	30.56	 Algeria	16.67
 Angola	5.56	 Argentina	33.33
 Armenia	0	 Australia	83.33
 Austria	86.11	 Bahrain	27.78
 Bangladesh	0	 Belarus	69.44
 Belgium	66.67	 Benin	0
 Bolivia	16.67	 Brazil	88.89
 Burkina Faso	0	 Burundi	0














Regulatory Indicators for Sustainable Energy (RISE)

 Cambodia	0	 Cameroon	0
 Canada	97.22	 Central African Republic	0
 Chad	0	 Chile	33.33
 China	58.33	 Colombia	41.67
 Congo, Dem. Rep.	0	 Congo, Rep.	0
 Côte d'Ivoire	0	 Czech Republic	66.67
 Denmark	100	 Dominican Republic	11.11
 Ecuador	66.67	 Egypt, Arab Rep.	50
 Eritrea	0	 Ethiopia	8.33
 Finland	55.56	 France	61.11
 Germany	100	 Ghana	50
 Greece	55.56	 Guatemala	0
 Guinea	50	 Haiti	0
 Honduras	41.67	 India	66.67
 Indonesia	11.11	 Iran, Islamic Rep.	66.67
 Italy	83.33	 Japan	83.33
 Jordan	27.78	 Kazakhstan	38.89
 Kenya	55.56	 Korea, Rep.	100
 Kuwait	8.33	 Kyrgyz Republic	0

























Regulatory Indicators for Sustainable Energy (RISE)

 Lao PDR	0	 Lebanon	0
 Liberia	0	 Madagascar	0
 Malawi	11.11	 Malaysia	50
 Maldives	0	 Mali	0
 Mauritania	0	 Mexico	94.44
 Mongolia	0	 Morocco	11.11
 Mozambique	0	 Myanmar	0
 Nepal	30.56	 Netherlands	83.33
 Nicaragua	44.44	 Niger	0
 Nigeria	0	 Pakistan	16.67
 Peru	41.67	 Philippines	16.67
 Poland	55.56	 Qatar	55.56
 Romania	66.67	 Russian Federation	11.11
 Rwanda	0	 Saudi Arabia	50
 Senegal	0	 Sierra Leone	0
 Solomon Islands	0	 Somalia	0
 South Africa	47.22	 South Sudan	0
 Spain	41.67	 Sri Lanka	13.89
 Sudan	0	 Sweden	100
 Switzerland	83.33	 Tajikistan	0
 Tanzania	0	 Thailand	33.33
 Togo	0	 Tunisia	75









































Regulatory Indicators for Sustainable Energy (RISE)

 Turkey	44.44	 Uganda	55.56
 Ukraine	8.33	 United Arab Emirates	50
 United Kingdom	69.44	 United States	100
 Uzbekistan	0	 Vanuatu	0
 Venezuela, RB	44.44	 Vietnam	100
 Yemen, Rep.	0	 Zambia	0
 Zimbabwe	0		











































Indicator 10: Energy labeling systems

 Afghanistan	0	 Algeria	66.67
 Angola	0	 Argentina	66.67
 Armenia	0	 Australia	66.67
 Austria	66.67	 Bahrain	16.67
 Bangladesh	0	 Belarus	41.67
 Belgium	66.67	 Benin	0
 Bolivia	50	 Brazil	83.33
 Burkina Faso	0	 Burundi	0
 Cambodia	0	 Cameroon	0
 Canada	83.33	 Central African Republic	0
 Chad	0	 Chile	83.33
 China	83.33	 Colombia	83.33

Regulatory Indicators for Sustainable Energy (RISE)

 Congo, Dem. Rep.	0	 Congo, Rep.	8.33
 Côte d'Ivoire	0	 Czech Republic	50
 Denmark	66.67	 Dominican Republic	8.33
 Ecuador	66.67	 Egypt, Arab Rep.	33.33
 Eritrea	0	 Ethiopia	0
 Finland	50	 France	66.67
 Germany	100	 Ghana	50
 Greece	66.67	 Guatemala	0
 Guinea	50	 Haiti	0
 Honduras	41.67	 India	75
 Indonesia	25	 Iran, Islamic Rep.	100
 Italy	66.67	 Japan	83.33
 Jordan	50	 Kazakhstan	33.33
 Kenya	66.67	 Korea, Rep.	83.33
 Kuwait	0	 Kyrgyz Republic	25
 Lao PDR	0	 Lebanon	0
 Liberia	0	 Madagascar	0
 Malawi	0	 Malaysia	33.33
 Maldives	0	 Mali	0
 Mauritania	0	 Mexico	83.33


























Regulatory Indicators for Sustainable Energy (RISE)

 Mongolia	0	 Morocco	50
 Mozambique	0	 Myanmar	0
 Nepal	0	 Netherlands	50
 Nicaragua	41.67	 Niger	0
 Nigeria	0	 Pakistan	25
 Peru	0	 Philippines	50
 Poland	66.67	 Qatar	16.67
 Romania	50	 Russian Federation	66.67
 Rwanda	0	 Saudi Arabia	66.67
 Senegal	0	 Sierra Leone	0
 Solomon Islands	0	 Somalia	0
 South Africa	66.67	 South Sudan	0
 Spain	50	 Sri Lanka	16.67
 Sudan	0	 Sweden	66.67
 Switzerland	66.67	 Tajikistan	0
 Tanzania	0	 Thailand	58.33
 Togo	0	 Tunisia	83.33
 Turkey	66.67	 Uganda	66.67
 Ukraine	25	 United Arab Emirates	50
 United Kingdom	66.67	 United States	100
 Uzbekistan	100	 Vanuatu	0



























Regulatory Indicators for Sustainable Energy (RISE)

 Venezuela, RB	50	 Vietnam	100
 Yemen, Rep.	0	 Zambia	25
 Zimbabwe	0		






































Indicator 11: Building energy codes

 Afghanistan	0	 Algeria	20
 Angola	0	 Argentina	46.67
 Armenia	66.67	 Australia	93.33
 Austria	83.33	 Bahrain	60
 Bangladesh	0	 Belarus	66.67
 Belgium	93.33	 Benin	0
 Bolivia	0	 Brazil	26.67
 Burkina Faso	0	 Burundi	0
 Cambodia	0	 Cameroon	0
 Canada	86.67	 Central African Republic	0
 Chad	0	 Chile	53.33
 China	40	 Colombia	20
 Congo, Dem. Rep.	0	 Congo, Rep.	0
 Côte d'Ivoire	0	 Czech Republic	93.33
 Denmark	83.33	 Dominican Republic	0
 Ecuador	0	 Egypt, Arab	66.67

Regulatory Indicators for Sustainable Energy (RISE)


		Rep.	
 Eritrea	0	 Ethiopia	0
 Finland	93.33	 France	93.33
 Germany	93.33	 Ghana	0
 Greece	93.33	 Guatemala	20
 Guinea	0	 Haiti	0
 Honduras	0	 India	0
 Indonesia	0	 Iran, Islamic Rep.	30
 Italy	93.33	 Japan	66.67
 Jordan	80	 Kazakhstan	70
 Kenya	0	 Korea, Rep.	80
 Kuwait	70	 Kyrgyz Republic	73.33
 Lao PDR	0	 Lebanon	26.67
 Liberia	0	 Madagascar	0
 Malawi	0	 Malaysia	30
 Maldives	0	 Mali	0
 Mauritania	0	 Mexico	36.67
 Mongolia	20	 Morocco	26.67
 Mozambique	0	 Myanmar	0
 Nepal	0	 Netherlands	73.33
 Nicaragua	30	 Niger	0
 Nigeria	0	 Pakistan	66.67

Regulatory Indicators for Sustainable Energy (RISE)











 Peru	0	 Philippines	0
 Poland	70	 Qatar	83.33
 Romania	100	 Russian Federation	80
 Rwanda	40	 Saudi Arabia	50
 Senegal	0	 Sierra Leone	0
 Solomon Islands	0	 Somalia	0
 South Africa	86.67	 South Sudan	0
 Spain	80	 Sri Lanka	46.67
 Sudan	0	 Sweden	70
 Switzerland	66.67	 Tajikistan	50
 Tanzania	0	 Thailand	50
 Togo	0	 Tunisia	60
 Turkey	73.33	 Uganda	0
 Ukraine	40	 United Arab Emirates	93.33
 United Kingdom	100	 United States	93.33
 Uzbekistan	0	 Vanuatu	0
 Venezuela, RB	0	 Vietnam	56.67
 Yemen, Rep.	0	 Zambia	20
 Zimbabwe	0		

Indicator 12: Carbon Pricing






























Regulatory Indicators for Sustainable Energy (RISE)

 Afghanistan	0	 Algeria	0
 Angola	0	 Argentina	0
 Armenia	0	 Australia	50
 Austria	70	 Bahrain	0
 Bangladesh	0	 Belarus	0
 Belgium	70	 Benin	0
 Bolivia	0	 Brazil	0
 Burkina Faso	0	 Burundi	0
 Cambodia	0	 Cameroon	0
 Canada	60.51	 Central African Republic	0
 Chad	0	 Chile	0
 China	54.17	 Colombia	0
 Congo, Dem. Rep.	0	 Congo, Rep.	0
 Côte d'Ivoire	0	 Czech Republic	72.5
 Denmark	94.68	 Dominican Republic	0
 Ecuador	0	 Egypt, Arab Rep.	0
 Eritrea	0	 Ethiopia	0
 Finland	83	 France	90.09
 Germany	72.5	 Ghana	0
 Greece	72.5	 Guatemala	0









Regulatory Indicators for Sustainable Energy (RISE)

 Guinea	0	 Haiti	0
 Honduras	0	 India	0
 Indonesia	0	 Iran, Islamic Rep.	0
 Italy	72.5	 Japan	83.79
 Jordan	0	 Kazakhstan	77.5
 Kenya	0	 Korea, Rep.	83
 Kuwait	0	 Kyrgyz Republic	0
 Lao PDR	0	 Lebanon	0
 Liberia	0	 Madagascar	0
 Malawi	0	 Malaysia	0
 Maldives	0	 Mali	0
 Mauritania	0	 Mexico	73.87
 Mongolia	0	 Morocco	0
 Mozambique	0	 Myanmar	0
 Nepal	0	 Netherlands	72.5
 Nicaragua	0	 Niger	0
 Nigeria	0	 Pakistan	0
 Peru	0	 Philippines	0
 Poland	75.21	 Qatar	0
 Romania	72.5	 Russian Federation	0
 Rwanda	0	 Saudi Arabia	0







































Regulatory Indicators for Sustainable Energy (RISE)

 Senegal	0	 Sierra Leone	0
 Solomon Islands	0	 Somalia	0
 South Africa	0	 South Sudan	0
 Spain	72.5	 Sri Lanka	0
 Sudan	0	 Sweden	88.41
 Switzerland	68.85	 Tajikistan	0
 Tanzania	0	 Thailand	0
 Togo	0	 Tunisia	0
 Turkey	50	 Uganda	0
 Ukraine	0	 United Arab Emirates	0
 United Kingdom	72.5	 United States	53
 Uzbekistan	0	 Vanuatu	0
 Venezuela, RB	0	 Vietnam	0
 Yemen, Rep.	0	 Zambia	0
 Zimbabwe	0		











































Overall Score

 Afghanistan	17.9	 Algeria	55.99
 Angola	17.75	 Argentina	43.95
 Armenia	41.91	 Australia	71.75
 Austria	73.33	 Bahrain	26.7
























Regulatory Indicators for Sustainable Energy (RISE)

 Bangladesh	22.58	 Belarus	61.94
 Belgium	76.57	 Benin	23.51
 Bolivia	36.62	 Brazil	50.6
 Burkina Faso	20.09	 Burundi	12.44
 Cambodia	21.06	 Cameroon	37.96
 Canada	85.36	 Central African Republic	11
 Chad	7.06	 Chile	50.1
 China	68.46	 Colombia	50.67
 Congo, Dem. Rep.	20.46	 Congo, Rep.	9.8
 Côte d'Ivoire	21.93	 Czech Republic	69.92
 Denmark	86.3	 Dominican Republic	26.69
 Ecuador	54.6	 Egypt, Arab Rep.	49.16
 Eritrea	21.18	 Ethiopia	35.07
 Finland	63.42	 France	75.78
 Germany	77.09	 Ghana	41
 Greece	57.15	 Guatemala	22.24
 Guinea	37.13	 Haiti	14.19
 Honduras	21.5	 India	60.27
 Indonesia	33.88	 Iran, Islamic Rep.	63.17

Regulatory Indicators for Sustainable Energy (RISE)









 Italy	72.4	 Japan	67.58
 Jordan	56.52	 Kazakhstan	58.13
 Kenya	47.7	 Korea, Rep.	82.99
 Kuwait	30.32	 Kyrgyz Republic	37.67
 Lao PDR	7.78	 Lebanon	35.16
 Liberia	11.28	 Madagascar	16.58
 Malawi	25.66	 Malaysia	51.66
 Maldives	13.77	 Mali	8.48
 Mauritania	9.18	 Mexico	79.37
 Mongolia	26.73	 Morocco	42.21
 Mozambique	6.25	 Myanmar	13.26
 Nepal	19.54	 Netherlands	76.33
 Nicaragua	41.36	 Niger	10.95
 Nigeria	10.59	 Pakistan	38.46
 Peru	31.34	 Philippines	42.23
 Poland	57.17	 Qatar	50.35
 Romania	85.83	 Russian Federation	69.51
 Rwanda	21.46	 Saudi Arabia	50.04
 Senegal	18.99	 Sierra Leone	18.27
 Solomon Islands	11.88	 Somalia	5.56
 South Africa	69.18	 South Sudan	16.03

Regulatory Indicators for Sustainable Energy (RISE)





































 Spain	67.53	 Sri Lanka	53.62
 Sudan	19.45	 Sweden	61.51
 Switzerland	65.78	 Tajikistan	45.2
 Tanzania	28.02	 Thailand	62.54
 Togo	25.3	 Tunisia	68.58
 Turkey	64.68	 Uganda	33.53
 Ukraine	36.68	 United Arab Emirates	62.64
 United Kingdom	76.54	 United States	88.12
 Uzbekistan	50.95	 Vanuatu	11.43
 Venezuela, RB	42.08	 Vietnam	70.58
 Yemen, Rep.	12.11	 Zambia	20.63
 Zimbabwe	14.31		

Renewable Energy









Indicator 1: Legal framework for renewable energy

 Afghanistan	50	 Algeria	100
 Angola	0	 Argentina	100
 Armenia	100	 Australia	100
 Austria	100	 Bahrain	50
 Bangladesh	100	 Belarus	100
 Belgium	100	 Benin	50
 Bolivia	100	 Brazil	100


















Regulatory Indicators for Sustainable Energy (RISE)

 Burkina Faso	100	 Burundi	100
 Cambodia	50	 Cameroon	100
 Canada	100	 Central African Republic	100
 Chad	50	 Chile	100
 China	100	 Colombia	100
 Congo, Dem. Rep.	100	 Congo, Rep.	50
 Côte d'Ivoire	100	 Czech Republic	100
 Denmark	100	 Dominican Republic	100
 Ecuador	100	 Egypt, Arab Rep.	100
 Eritrea	0	 Ethiopia	100
 Finland	100	 France	100
 Germany	100	 Ghana	100
 Greece	100	 Guatemala	100
 Guinea	100	 Haiti	0
 Honduras	100	 India	100
 Indonesia	100	 Iran, Islamic Rep.	100
 Italy	100	 Japan	100
 Jordan	100	 Kazakhstan	100
 Kenya	100	 Korea, Rep.	100





















Regulatory Indicators for Sustainable Energy (RISE)

 Kuwait	50	 Kyrgyz Republic	100
 Lao PDR	100	 Lebanon	50
 Liberia	50	 Madagascar	100
 Malawi	100	 Malaysia	100
 Maldives	50	 Mali	50
 Mauritania	0	 Mexico	100
 Mongolia	100	 Morocco	100
 Mozambique	50	 Myanmar	50
 Nepal	100	 Netherlands	100
 Nicaragua	100	 Niger	0
 Nigeria	100	 Pakistan	100
 Peru	100	 Philippines	100
 Poland	100	 Qatar	50
 Romania	100	 Russian Federation	100
 Rwanda	100	 Saudi Arabia	50
 Senegal	100	 Sierra Leone	0
 Solomon Islands	100	 Somalia	0
 South Africa	100	 South Sudan	0
 Spain	100	 Sri Lanka	100
 Sudan	50	 Sweden	100
 Switzerland	100	 Tajikistan	100


































Regulatory Indicators for Sustainable Energy (RISE)

 Tanzania	100	 Thailand	50
 Togo	50	 Tunisia	100
 Turkey	100	 Uganda	100
 Ukraine	100	 United Arab Emirates	100
 United Kingdom	100	 United States	100
 Uzbekistan	100	 Vanuatu	50
 Venezuela, RB	100	 Vietnam	100
 Yemen, Rep.	50	 Zambia	100
 Zimbabwe	50		











































Indicator 2: Planning for renewable energy expansion

 Afghanistan	68	 Algeria	87
 Angola	31	 Argentina	37
 Armenia	60	 Australia	74
 Austria	44	 Bahrain	13
 Bangladesh	51	 Belarus	44
 Belgium	60	 Benin	63
 Bolivia	68	 Brazil	86
 Burkina Faso	50	 Burundi	49
 Cambodia	27	 Cameroon	40
 Canada	70	 Central African Republic	61










Regulatory Indicators for Sustainable Energy (RISE)

 Chad	0	 Chile	65
 China	36	 Colombia	58
 Congo, Dem. Rep.	36	 Congo, Rep.	0
 Côte d'Ivoire	47	 Czech Republic	71
 Denmark	100	 Dominican Republic	70
 Ecuador	77	 Egypt, Arab Rep.	75
 Eritrea	58	 Ethiopia	77
 Finland	75	 France	66
 Germany	97	 Ghana	28
 Greece	74	 Guatemala	67
 Guinea	53	 Haiti	16
 Honduras	59	 India	68
 Indonesia	60	 Iran, Islamic Rep.	39
 Italy	79	 Japan	23
 Jordan	91	 Kazakhstan	65
 Kenya	69	 Korea, Rep.	63
 Kuwait	41	 Kyrgyz Republic	43
 Lao PDR	53	 Lebanon	62
 Liberia	6	 Madagascar	40
 Malawi	50	 Malaysia	67





























Regulatory Indicators for Sustainable Energy (RISE)

 Maldives	63	 Mali	48
 Mauritania	75	 Mexico	73
 Mongolia	50	 Morocco	73
 Mozambique	28	 Myanmar	40
 Nepal	43	 Netherlands	82
 Nicaragua	73	 Niger	19
 Nigeria	13	 Pakistan	59
 Peru	39	 Philippines	55
 Poland	19	 Qatar	69
 Romania	91	 Russian Federation	31
 Rwanda	56	 Saudi Arabia	29
 Senegal	44	 Sierra Leone	25
 Solomon Islands	38	 Somalia	0
 South Africa	74	 South Sudan	34
 Spain	84	 Sri Lanka	85
 Sudan	38	 Sweden	57
 Switzerland	83	 Tajikistan	38
 Tanzania	61	 Thailand	82
 Togo	19	 Tunisia	41
 Turkey	50	 Uganda	63
 Ukraine	69	 United Arab Emirates	86

Regulatory Indicators for Sustainable Energy (RISE)

 United Kingdom	82	 United States	96
 Uzbekistan	31	 Vanuatu	27
 Venezuela, RB	42	 Vietnam	60
 Yemen, Rep.	63	 Zambia	19
 Zimbabwe	0		










































Indicator 3: Incentives and regulatory support for renewable energy

 Afghanistan	0	 Algeria	88
 Angola	38	 Argentina	75
 Armenia	75	 Australia	50
 Austria	63	 Bahrain	0
 Bangladesh	75	 Belarus	63
 Belgium	63	 Benin	50
 Bolivia	75	 Brazil	50
 Burkina Faso	25	 Burundi	75
 Cambodia	63	 Cameroon	38
 Canada	100	 Central African Republic	25
 Chad	25	 Chile	88
 China	63	 Colombia	75
 Congo, Dem. Rep.	38	 Congo, Rep.	38
 Côte d'Ivoire	100	 Czech Republic	75

Regulatory Indicators for Sustainable Energy (RISE)



 Denmark	100	 Dominican Republic	75
 Ecuador	50	 Egypt, Arab Rep.	75
 Eritrea	0	 Ethiopia	38
 Finland	88	 France	63
 Germany	75	 Ghana	50
 Greece	88	 Guatemala	88
 Guinea	25	 Haiti	0
 Honduras	75	 India	75
 Indonesia	75	 Iran, Islamic Rep.	100
 Italy	100	 Japan	75
 Jordan	88	 Kazakhstan	75
 Kenya	88	 Korea, Rep.	75
 Kuwait	38	 Kyrgyz Republic	75
 Lao PDR	38	 Lebanon	25
 Liberia	25	 Madagascar	50
 Malawi	75	 Malaysia	75
 Maldives	100	 Mali	75
 Mauritania	0	 Mexico	88
 Mongolia	75	 Morocco	100
 Mozambique	50	 Myanmar	50
 Nepal	75	 Netherlands	100

Regulatory Indicators for Sustainable Energy (RISE)






































 Nicaragua	100	 Niger	25
 Nigeria	25	 Pakistan	100
 Peru	88	 Philippines	88
 Poland	50	 Qatar	25
 Romania	38	 Russian Federation	75
 Rwanda	100	 Saudi Arabia	0
 Senegal	75	 Sierra Leone	25
 Solomon Islands	25	 Somalia	13
 South Africa	100	 South Sudan	0
 Spain	63	 Sri Lanka	75
 Sudan	0	 Sweden	75
 Switzerland	75	 Tajikistan	38
 Tanzania	75	 Thailand	63
 Togo	63	 Tunisia	50
 Turkey	75	 Uganda	100
 Ukraine	50	 United Arab Emirates	75
 United Kingdom	88	 United States	63
 Uzbekistan	38	 Vanuatu	0
 Venezuela, RB	13	 Vietnam	75
 Yemen, Rep.	38	 Zambia	75
 Zimbabwe	13		

Regulatory Indicators for Sustainable Energy (RISE)

























Indicator 4: Attributes of financial and regulatory incentives

 Afghanistan	0	 Algeria	56
 Angola	0	 Argentina	56
 Armenia	100	 Australia	83
 Austria	83	 Bahrain	33
 Bangladesh	56	 Belarus	50
 Belgium	56	 Benin	11
 Bolivia	67	 Brazil	89
 Burkina Faso	0	 Burundi	89
 Cambodia	33	 Cameroon	33
 Canada	89	 Central African Republic	33
 Chad	33	 Chile	100
 China	78	 Colombia	67
 Congo, Dem. Rep.	33	 Congo, Rep.	11
 Côte d'Ivoire	67	 Czech Republic	89
 Denmark	78	 Dominican Republic	89
 Ecuador	28	 Egypt, Arab Rep.	89
 Eritrea	0	 Ethiopia	67
 Finland	39	 France	89
 Germany	100	 Ghana	78







Regulatory Indicators for Sustainable Energy (RISE)

 Greece	83	 Guatemala	89
 Guinea	0	 Haiti	0
 Honduras	50	 India	100
 Indonesia	50	 Iran, Islamic Rep.	67
 Italy	100	 Japan	100
 Jordan	78	 Kazakhstan	83
 Kenya	100	 Korea, Rep.	56
 Kuwait	11	 Kyrgyz Republic	33
 Lao PDR	33	 Lebanon	0
 Liberia	0	 Madagascar	11
 Malawi	100	 Malaysia	78
 Maldives	33	 Mali	50
 Mauritania	0	 Mexico	50
 Mongolia	83	 Morocco	67
 Mozambique	44	 Myanmar	100
 Nepal	67	 Netherlands	100
 Nicaragua	42	 Niger	0
 Nigeria	50	 Pakistan	100
 Peru	89	 Philippines	75
 Poland	100	 Qatar	0
 Romania	67	 Russian Federation	100
















Regulatory Indicators for Sustainable Energy (RISE)

 Rwanda	67	 Saudi Arabia	33
 Senegal	67	 Sierra Leone	0
 Solomon Islands	33	 Somalia	33
 South Africa	56	 South Sudan	0
 Spain	100	 Sri Lanka	83
 Sudan	0	 Sweden	89
 Switzerland	100	 Tajikistan	67
 Tanzania	100	 Thailand	100
 Togo	11	 Tunisia	67
 Turkey	67	 Uganda	67
 Ukraine	100	 United Arab Emirates	89
 United Kingdom	81	 United States	89
 Uzbekistan	33	 Vanuatu	33
 Venezuela, RB	0	 Vietnam	100
 Yemen, Rep.	11	 Zambia	67
 Zimbabwe	33		

Indicator 5: Network connection and pricing

 Afghanistan	61	 Algeria	17
 Angola	17	 Argentina	33
 Armenia	33	 Australia	56
























Regulatory Indicators for Sustainable Energy (RISE)

 Austria	58	 Bahrain	0
 Bangladesh	33	 Belarus	75
 Belgium	83	 Benin	33
 Bolivia	47	 Brazil	89
 Burkina Faso	0	 Burundi	0
 Cambodia	22	 Cameroon	33
 Canada	89	 Central African Republic	17
 Chad	0	 Chile	92
 China	89	 Colombia	58
 Congo, Dem. Rep.	0	 Congo, Rep.	0
 Côte d'Ivoire	0	 Czech Republic	100
 Denmark	89	 Dominican Republic	92
 Ecuador	67	 Egypt, Arab Rep.	75
 Eritrea	0	 Ethiopia	33
 Finland	100	 France	58
 Germany	89	 Ghana	92
 Greece	92	 Guatemala	17
 Guinea	0	 Haiti	0
 Honduras	0	 India	67
 Indonesia	50	 Iran, Islamic Rep.	58

















Regulatory Indicators for Sustainable Energy (RISE)

 Italy	100	 Japan	64
 Jordan	67	 Kazakhstan	92
 Kenya	25	 Korea, Rep.	25
 Kuwait	0	 Kyrgyz Republic	58
 Lao PDR	67	 Lebanon	0
 Liberia	0	 Madagascar	0
 Malawi	33	 Malaysia	58
 Maldives	0	 Mali	0
 Mauritania	0	 Mexico	61
 Mongolia	67	 Morocco	50
 Mozambique	0	 Myanmar	0
 Nepal	11	 Netherlands	92
 Nicaragua	53	 Niger	0
 Nigeria	17	 Pakistan	100
 Peru	58	 Philippines	58
 Poland	100	 Qatar	0
 Romania	92	 Russian Federation	69
 Rwanda	50	 Saudi Arabia	22
 Senegal	25	 Sierra Leone	0
 Solomon Islands	67	 Somalia	0
 South Africa	100	 South Sudan	17







































Regulatory Indicators for Sustainable Energy (RISE)

 Spain	81	 Sri Lanka	58
 Sudan	33	 Sweden	81
 Switzerland	100	 Tajikistan	0
 Tanzania	17	 Thailand	58
 Togo	0	 Tunisia	58
 Turkey	100	 Uganda	0
 Ukraine	58	 United Arab Emirates	22
 United Kingdom	100	 United States	92
 Uzbekistan	0	 Vanuatu	0
 Venezuela, RB	0	 Vietnam	67
 Yemen, Rep.	0	 Zambia	17
 Zimbabwe	0		

Indicator 6: Counterparty risk

 Afghanistan	10	 Algeria	11
 Angola	36	 Argentina	69
 Armenia	73	 Australia	100
 Austria	100	 Bahrain	11
 Bangladesh	85	 Belarus	10
 Belgium	100	 Benin	18
 Bolivia	29	 Brazil	54
 Burkina Faso	59	 Burundi	62














Regulatory Indicators for Sustainable Energy (RISE)

 Cambodia	45	 Cameroon	39
 Canada	100	 Central African Republic	22
 Chad	35	 Chile	100
 China	100	 Colombia	51
 Congo, Dem. Rep.	34	 Congo, Rep.	14
 Côte d'Ivoire	74	 Czech Republic	100
 Denmark	100	 Dominican Republic	21
 Ecuador	17	 Egypt, Arab Rep.	42
 Eritrea	6	 Ethiopia	6
 Finland	100	 France	100
 Germany	100	 Ghana	71
 Greece	79	 Guatemala	50
 Guinea	67	 Haiti	33
 Honduras	7	 India	57
 Indonesia	50	 Iran, Islamic Rep.	49
 Italy	40	 Japan	100
 Jordan	70	 Kazakhstan	36
 Kenya	60	 Korea, Rep.	100
 Kuwait	100	 Kyrgyz Republic	64

























Regulatory Indicators for Sustainable Energy (RISE)

 Lao PDR	32	 Lebanon	3
 Liberia	20	 Madagascar	44
 Malawi	94	 Malaysia	100
 Maldives	3	 Mali	71
 Mauritania	3	 Mexico	56
 Mongolia	62	 Morocco	62
 Mozambique	47	 Myanmar	61
 Nepal	22	 Netherlands	100
 Nicaragua	19	 Niger	34
 Nigeria	0	 Pakistan	80
 Peru	52	 Philippines	90
 Poland	100	 Qatar	100
 Romania	60	 Russian Federation	49
 Rwanda	40	 Saudi Arabia	100
 Senegal	70	 Sierra Leone	3
 Solomon Islands	62	 Somalia	0
 South Africa	49	 South Sudan	21
 Spain	54	 Sri Lanka	32
 Sudan	29	 Sweden	100
 Switzerland	100	 Tajikistan	12
 Tanzania	61	 Thailand	64
 Togo	39	 Tunisia	34









































Regulatory Indicators for Sustainable Energy (RISE)

 Turkey	58	 Uganda	46
 Ukraine	69	 United Arab Emirates	100
 United Kingdom	100	 United States	100
 Uzbekistan	8	 Vanuatu	8
 Venezuela, RB	18	 Vietnam	47
 Yemen, Rep.	10	 Zambia	50
 Zimbabwe	30		





























Indicator 7: Carbon pricing and monitoring

 Afghanistan	0	 Algeria	0
 Angola	0	 Argentina	0
 Armenia	0	 Australia	50
 Austria	70	 Bahrain	0
 Bangladesh	0	 Belarus	0
 Belgium	70	 Benin	0
 Bolivia	0	 Brazil	0
 Burkina Faso	0	 Burundi	0
 Cambodia	0	 Cameroon	0
 Canada	61	 Central African Republic	0
 Chad	0	 Chile	0
 China	54	 Colombia	0

Regulatory Indicators for Sustainable Energy (RISE)

 Congo, Dem. Rep.	0	 Congo, Rep.	0
 Côte d'Ivoire	0	 Czech Republic	73
 Denmark	95	 Dominican Republic	0
 Ecuador	0	 Egypt, Arab Rep.	0
 Eritrea	0	 Ethiopia	0
 Finland	83	 France	90
 Germany	73	 Ghana	0
 Greece	73	 Guatemala	0
 Guinea	0	 Haiti	0
 Honduras	0	 India	0
 Indonesia	0	 Iran, Islamic Rep.	0
 Italy	73	 Japan	84
 Jordan	0	 Kazakhstan	78
 Kenya	0	 Korea, Rep.	83
 Kuwait	0	 Kyrgyz Republic	0
 Lao PDR	0	 Lebanon	0
 Liberia	0	 Madagascar	0
 Malawi	0	 Malaysia	0
 Maldives	0	 Mali	0
 Mauritania	0	 Mexico	74

































Regulatory Indicators for Sustainable Energy (RISE)

 Mongolia	0	 Morocco	0
 Mozambique	0	 Myanmar	0
 Nepal	0	 Netherlands	73
 Nicaragua	0	 Niger	0
 Nigeria	0	 Pakistan	0
 Peru	0	 Philippines	0
 Poland	75	 Qatar	0
 Romania	73	 Russian Federation	0
 Rwanda	0	 Saudi Arabia	0
 Senegal	0	 Sierra Leone	0
 Solomon Islands	0	 Somalia	0
 South Africa	0	 South Sudan	0
 Spain	73	 Sri Lanka	0
 Sudan	0	 Sweden	88
 Switzerland	68	 Tajikistan	0
 Tanzania	0	 Thailand	0
 Togo	0	 Tunisia	0
 Turkey	50	 Uganda	0
 Ukraine	0	 United Arab Emirates	0
 United Kingdom	73	 United States	53
 Uzbekistan	0	 Vanuatu	0











































Regulatory Indicators for Sustainable Energy (RISE)

 Venezuela, RB	0	 Vietnam	0
 Yemen, Rep.	0	 Zambia	0
 Zimbabwe	0		






































Overall Score

 Afghanistan	27	 Algeria	51.29
 Angola	17.43	 Argentina	52.86
 Armenia	63	 Australia	73.29
 Austria	74	 Bahrain	15.29
 Bangladesh	57.14	 Belarus	48.86
 Belgium	76	 Benin	32.14
 Bolivia	55.14	 Brazil	66.86
 Burkina Faso	33.43	 Burundi	53.57
 Cambodia	34.29	 Cameroon	40.43
 Canada	87	 Central African Republic	36.86
 Chad	20.43	 Chile	77.86
 China	74.29	 Colombia	58.43
 Congo, Dem. Rep.	34.43	 Congo, Rep.	16.14
 Côte d'Ivoire	55.43	 Czech Republic	86.86
 Denmark	94.57	 Dominican Republic	63.86
 Ecuador	48.43	 Egypt, Arab	65.14

Regulatory Indicators for Sustainable Energy (RISE)

		Rep.	
 Eritrea	9.14	 Ethiopia	45.86
 Finland	83.57	 France	80.86
 Germany	90.57	 Ghana	59.86
 Greece	84.14	 Guatemala	58.71
 Guinea	35	 Haiti	7
 Honduras	41.57	 India	66.71
 Indonesia	55	 Iran, Islamic Rep.	59
 Italy	84.57	 Japan	78
 Jordan	70.57	 Kazakhstan	75.57
 Kenya	63.14	 Korea, Rep.	71.71
 Kuwait	34.29	 Kyrgyz Republic	53.29
 Lao PDR	46.14	 Lebanon	20
 Liberia	14.43	 Madagascar	35
 Malawi	64.57	 Malaysia	68.29
 Maldives	35.57	 Mali	42
 Mauritania	11.14	 Mexico	71.71
 Mongolia	62.43	 Morocco	64.57
 Mozambique	31.29	 Myanmar	43
 Nepal	45.43	 Netherlands	92.43
 Nicaragua	55.29	 Niger	11.14
 Nigeria	29.29	 Pakistan	77

Regulatory Indicators for Sustainable Energy (RISE)

 Peru	60.86	 Philippines	66.57
 Poland	77.71	 Qatar	34.86
 Romania	74.43	 Russian Federation	60.57
 Rwanda	59	 Saudi Arabia	33.43
 Senegal	54.43	 Sierra Leone	7.57
 Solomon Islands	46.43	 Somalia	6.57
 South Africa	68.43	 South Sudan	10.29
 Spain	79.29	 Sri Lanka	61.86
 Sudan	21.43	 Sweden	84.29
 Switzerland	89.43	 Tajikistan	36.43
 Tanzania	59.14	 Thailand	59.57
 Togo	26	 Tunisia	50
 Turkey	71.43	 Uganda	53.71
 Ukraine	63.71	 United Arab Emirates	67.43
 United Kingdom	89.14	 United States	84.71
 Uzbekistan	30	 Vanuatu	16.86
 Venezuela, RB	24.71	 Vietnam	64.14
 Yemen, Rep.	24.57	 Zambia	46.86
 Zimbabwe	18		